



Société de Tir du Canton de Vertus

Route de VILLERS/MONTMORT
51130 Vertus (France)
GPS: 48°54'46.0"N / 3°59'23.9"E
<http://stcvertus.wifeo.com>



Champagne Trophy 2017

by



May 4th-8th 2017

Held in

Vertus

With





Match Informations

Match Management

Match Director: Gerard RACLOT

Range Master: José DUMONT

Quarter Master: Pascal SCHOEPFLIN & Franck DELANNOIS

Stats Officer: Team WIRTEX

Scoring: Wirtex / WinMSS

Organisation: Team STC Vertus

Course Design: Laurent PERROT

Shooting Informations

Number of Stages: 14

Number of Rounds: approx. 263 + chrono

Maximum Points: 1315

Rules

Rules/Penalties: According to the last edition of the IPSC Handgun Rules book

Safety considerations: As stated by the last edition of the IPSC Handgun Rules book. Eyes and ears protections are mandatory inside the shooting range

Arbitration Procedure: As stated by the last edition of the IPSC Handgun Rules book

Arbitration Fee: 100\$ or 90€



Stages Summary

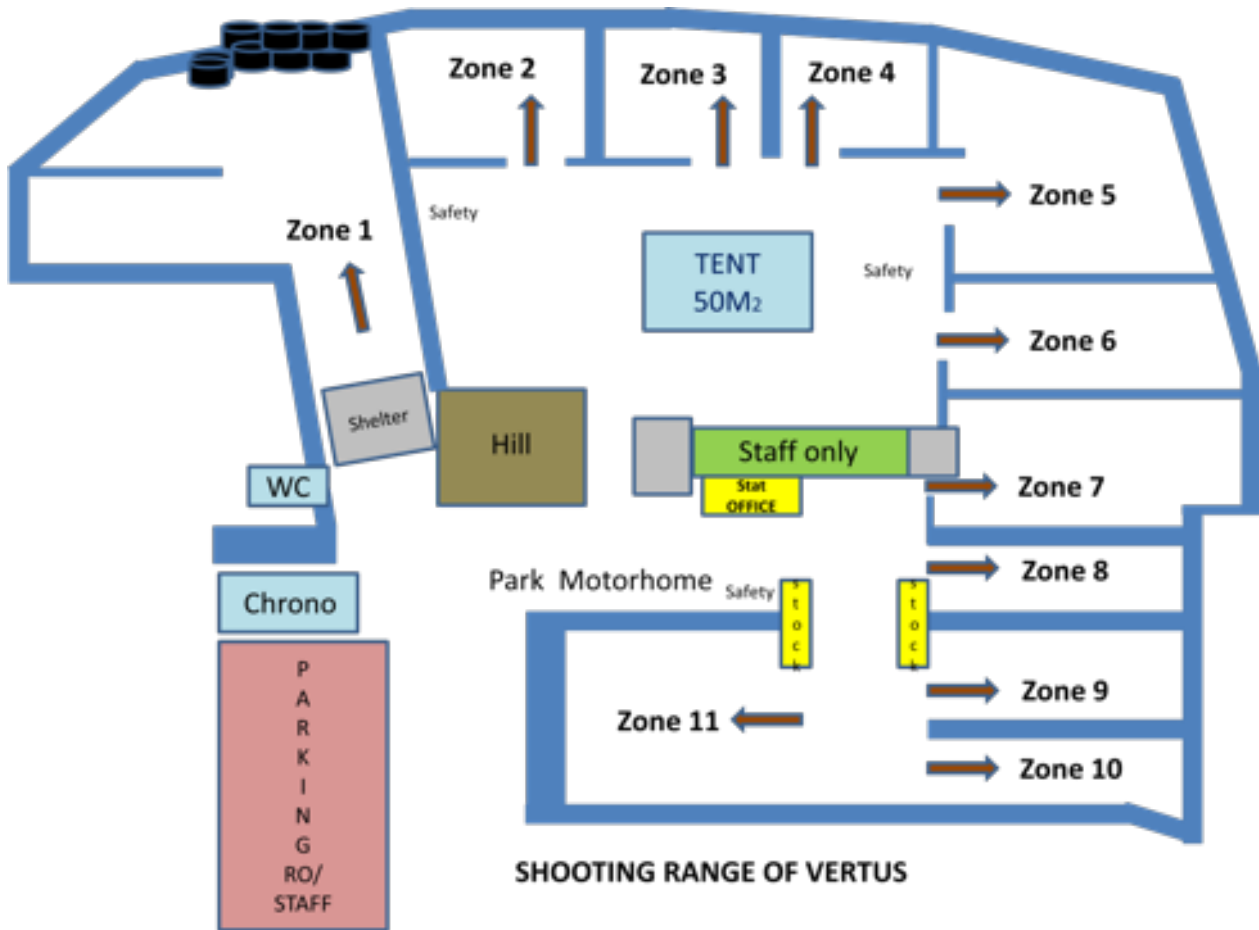
Stage/Zone	Type of Course	Number of Rounds	Number of Points
1/Zone 1	Medium	20	100
2/Zone 2	Long	32	160
3/Zone 3	Medium	24	120
4/Zone 4	Short	12	60
5/Zone 4	Short	9	45
6/Zone 5	Long	32	160
7/Zone 6	Medium	24	120
8/Zone 7	Medium	24	120
9/Zone 8	Medium	19	95
10/Zone 9	Short	12	60
11/Zone 9	Short	10	50
12/Zone 10	Medium	24	120
13/Zone 11	Short	8	40
14/Zone 11	Short	12	60
TOTAL	6 Short/ 6Medium/2Long	262	1310



WIRTEX.com
technological solutions



SHOOTING RANGE MAP



Société de Tir du Canton de Vertus

Route de VILLERS/MONTMORT
51130 Vertus (France)
GPS: 48°54'46.0"N / 3°59'23.9"E
<http://stcvertus.wifeo.com>

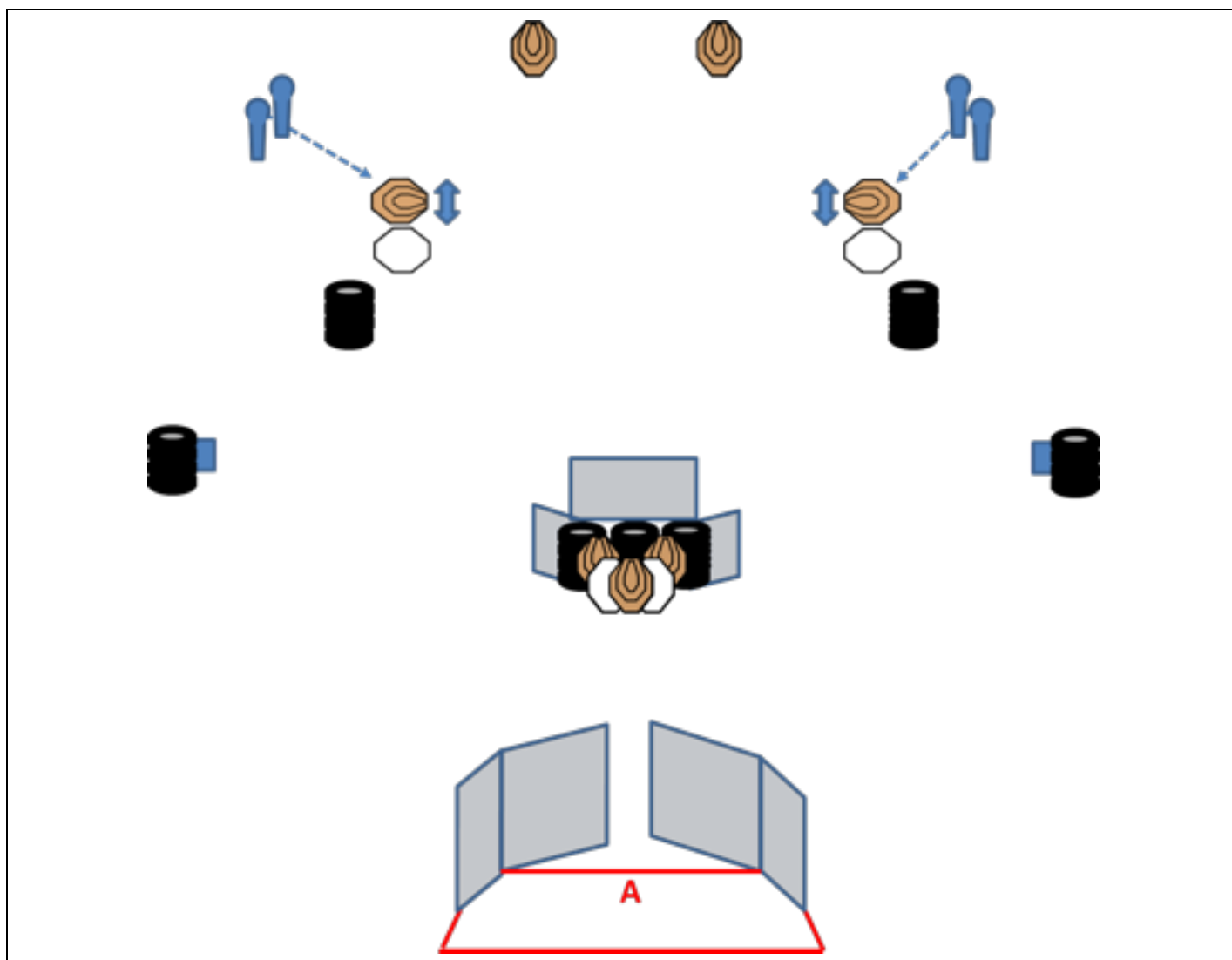
Contact Information

José DUMONT:

Phone: +33(0)3 24 72 96 49
Cell Phone: +33(0)6 08 45 92 99
Email: jose.dumont@sfr.fr

Gérard RACLOT:

Cell Phone: +33(0)6 70 64 91 30
Email: stc.vertus@orange.fr



Type of Course: Medium course

Targets: 7 IPSC targets
4 IPSC poppers, 2 IPSC metal plates

Number of rounds to be scored: 20

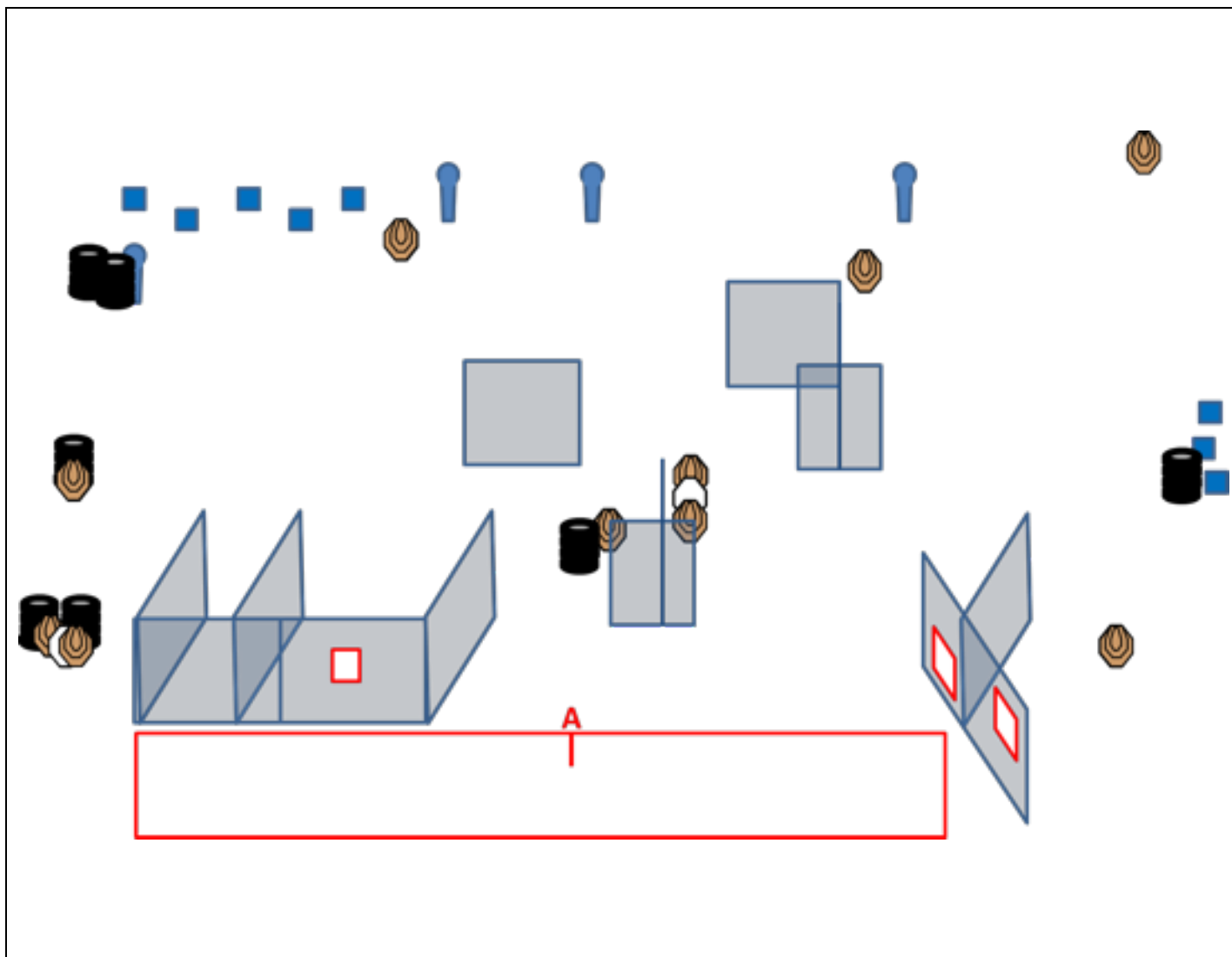
Maximum points: 100

Start position: Standing relax in area A, facing downrange

Procedure: After audible start signal, shoot all targets from within the designated area

Note: The right popper activates the moving target on the right side, the left popper activates the moving target on the left side. All moving targets remain visible at rest.

Distance: Targets : 15-40m
Metals : 15-40m



Type of Course: Long course

Targets: 10 IPSC targets, some no-shoot
4 IPSC poppers, 8 IPSC metal plates

Number of rounds to be scored: 32

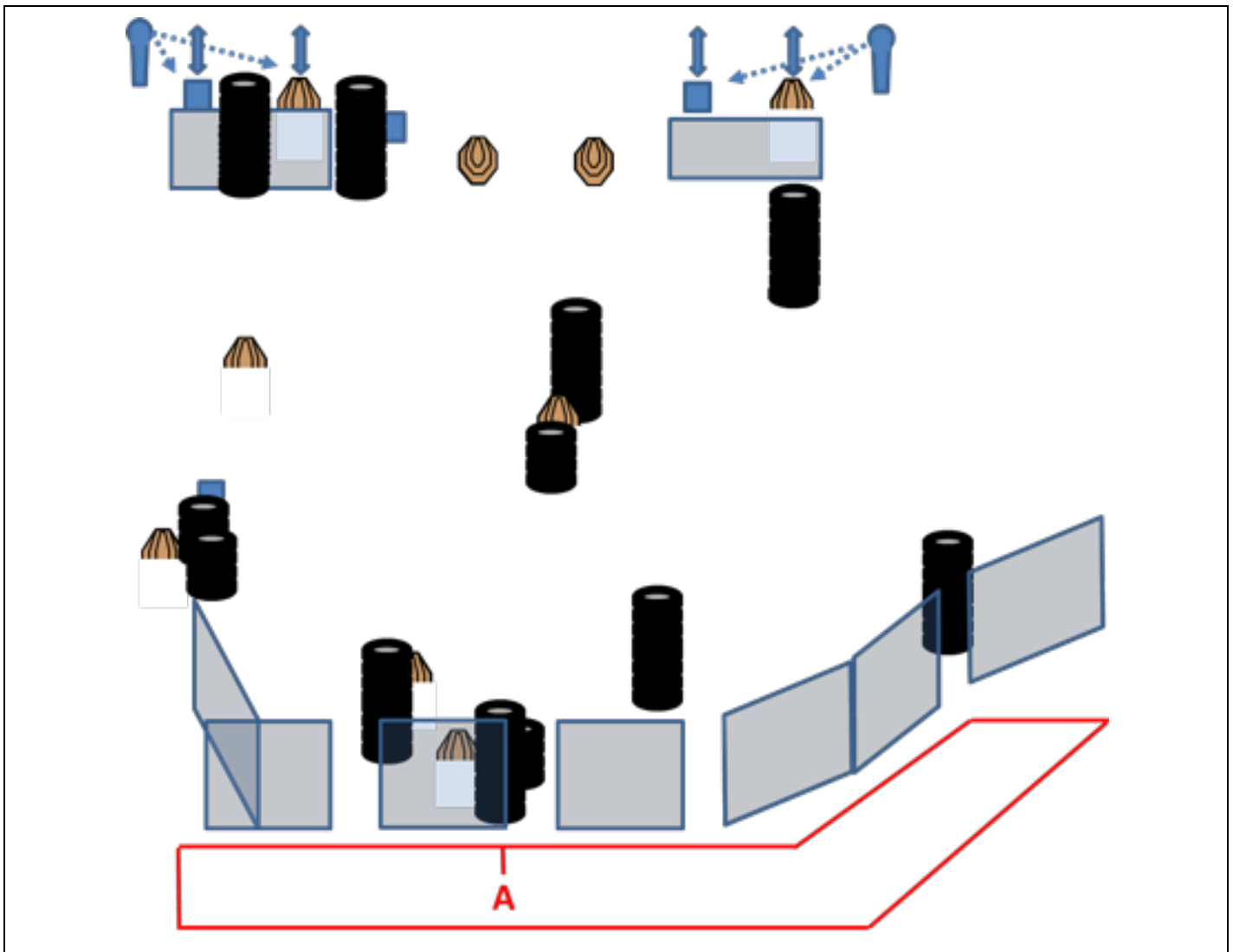
Maximum points: 160

Start position: Standing relax at A, facing downrange

Procedure: After audible start signal, shoot all targets from within the designated area

Note:

Distance: Targets : 2-15m
Metals : 10-17m



Type of Course: Medium course

Targets: 9 IPSC targets
2 IPSC poppers, 4 IPSC metal plates

Number of rounds to be scored: 24

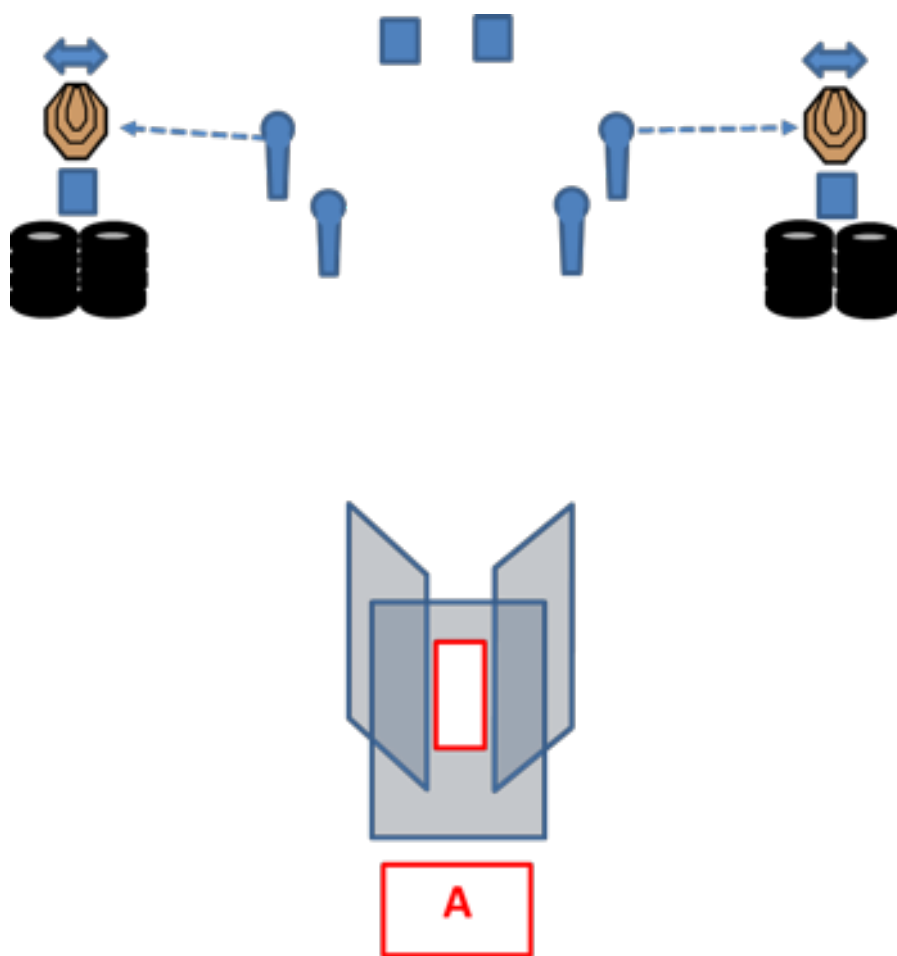
Maximum points: 120

Start position: Standing relax at A, facing downrange

Procedure: After audible start signal, shoot all targets from within the designated area

Note: The right popper activates the 2 moving targets on the right side, the left popper activates the 2 moving targets on the left side. All moving targets remain visible at rest.

Distance: Targets : 3-11m
Metals : 11-13m



Type of Course: Short course

Targets: 2 IPSC targets
4 IPSC poppers, 4 IPSC metal plates

Number of rounds to be scored: 12

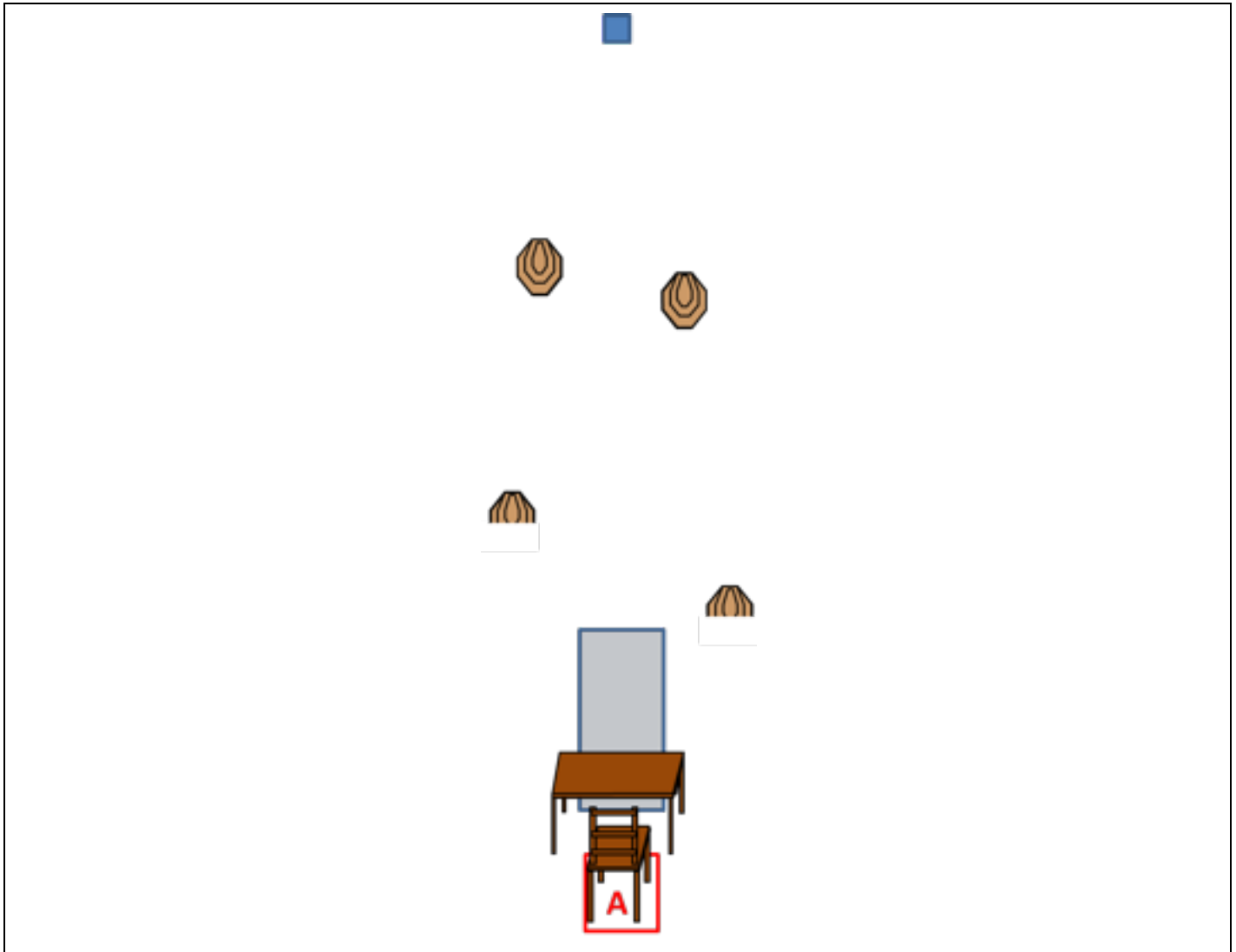
Maximum points: 60

Start position: Standing relax in area A, facing downrange

Procedure: After audible start signal, shoot all targets from within the designated area

Note: The right popper activates the moving target on the right side, the left popper activates the moving target on the left side. All moving targets remain visible at rest.

Distance: Targets : 11m
Metals : 9-13m



Type of Course: Short course

Targets: 4 IPSC targets
1 IPSC metal plate

**Number of rounds
to be scored:** 9

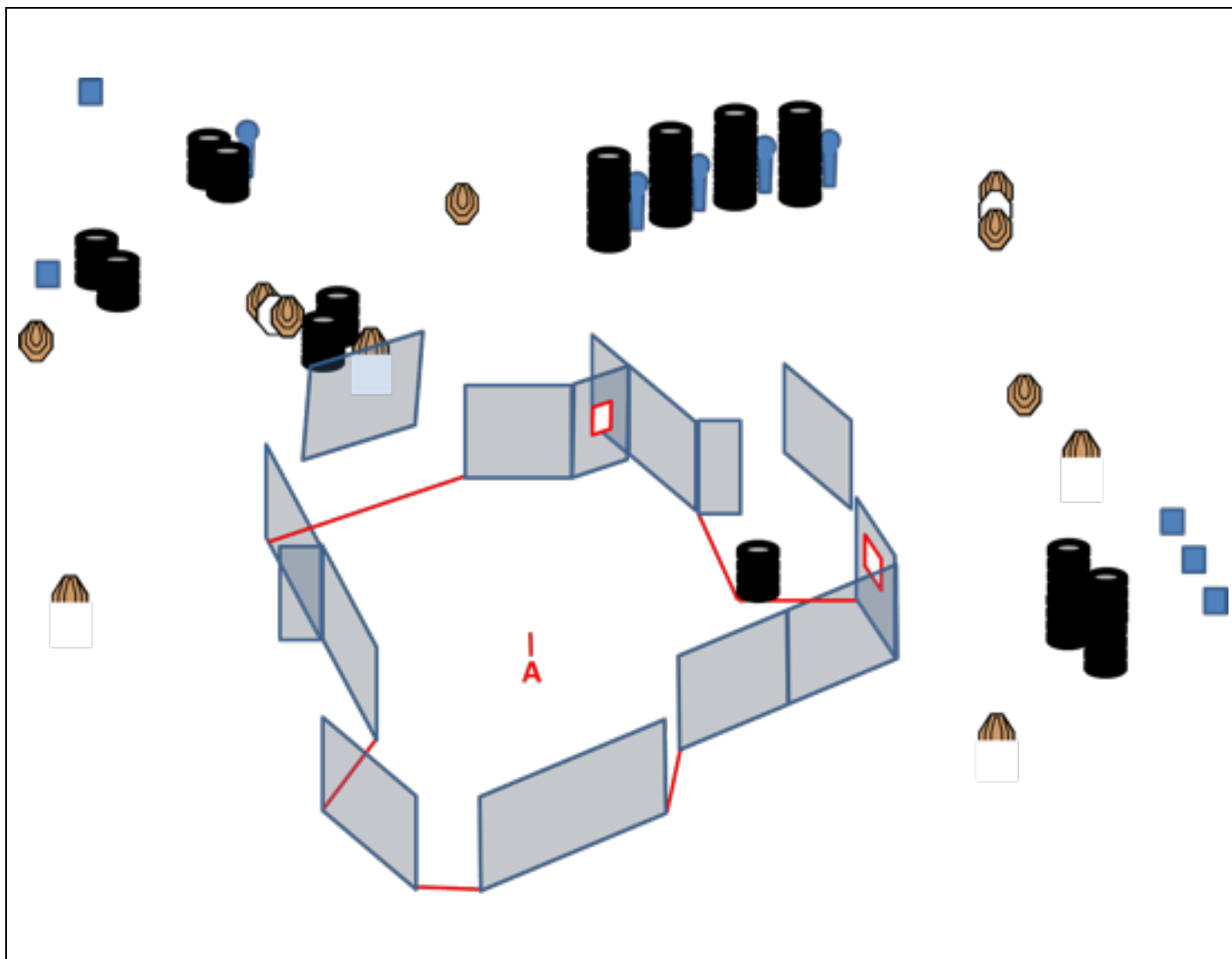
Maximum points: 45

Start position: Sitting on the chair at A, hands on knees, facing downrange
Gun lying flat on the table

Procedure: After audible start signal, shoot all targets while sitting on the chair, **weak hand only**.

Note:

Distance: Targets : 5-9m
Metals : 10-12m



Type of Course: Long course

Targets: 11 IPSC targets, some no-shoot
5 IPSC poppers, 5 IPSC metal plates

Number of rounds to be scored: 32

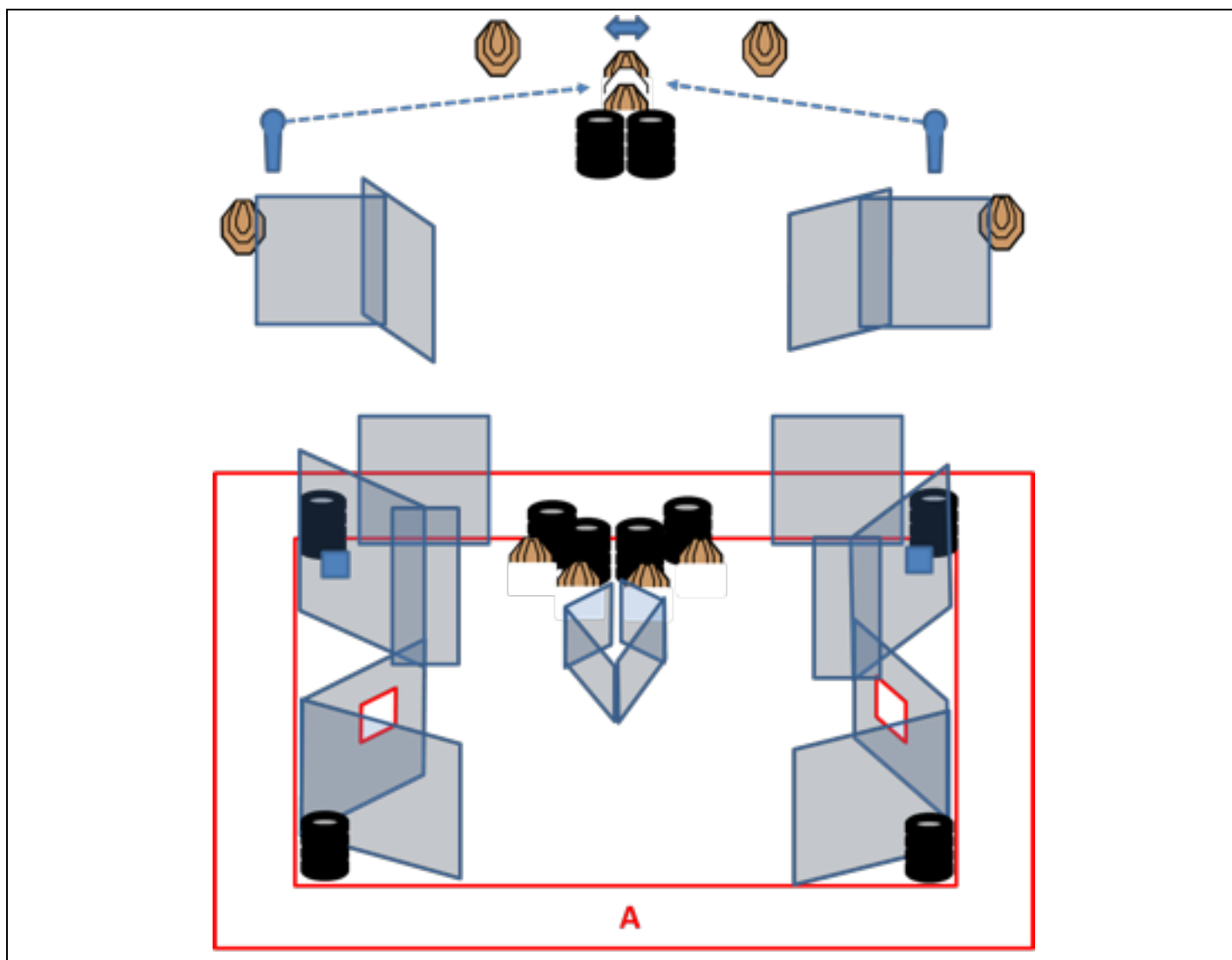
Maximum points: 160

Start position: Standing relax at A, one foot touching the mark, facing downrange

Procedure: After audible start signal, shoot all targets from within the designated area

Note:

Distance: Targets : 5-12m
Metals : 8-15m



Type of Course: Medium course

Targets: 10 IPSC targets, some no-shoot
2 IPSC poppers, 2 IPSC metal plates

Number of rounds to be scored: 24

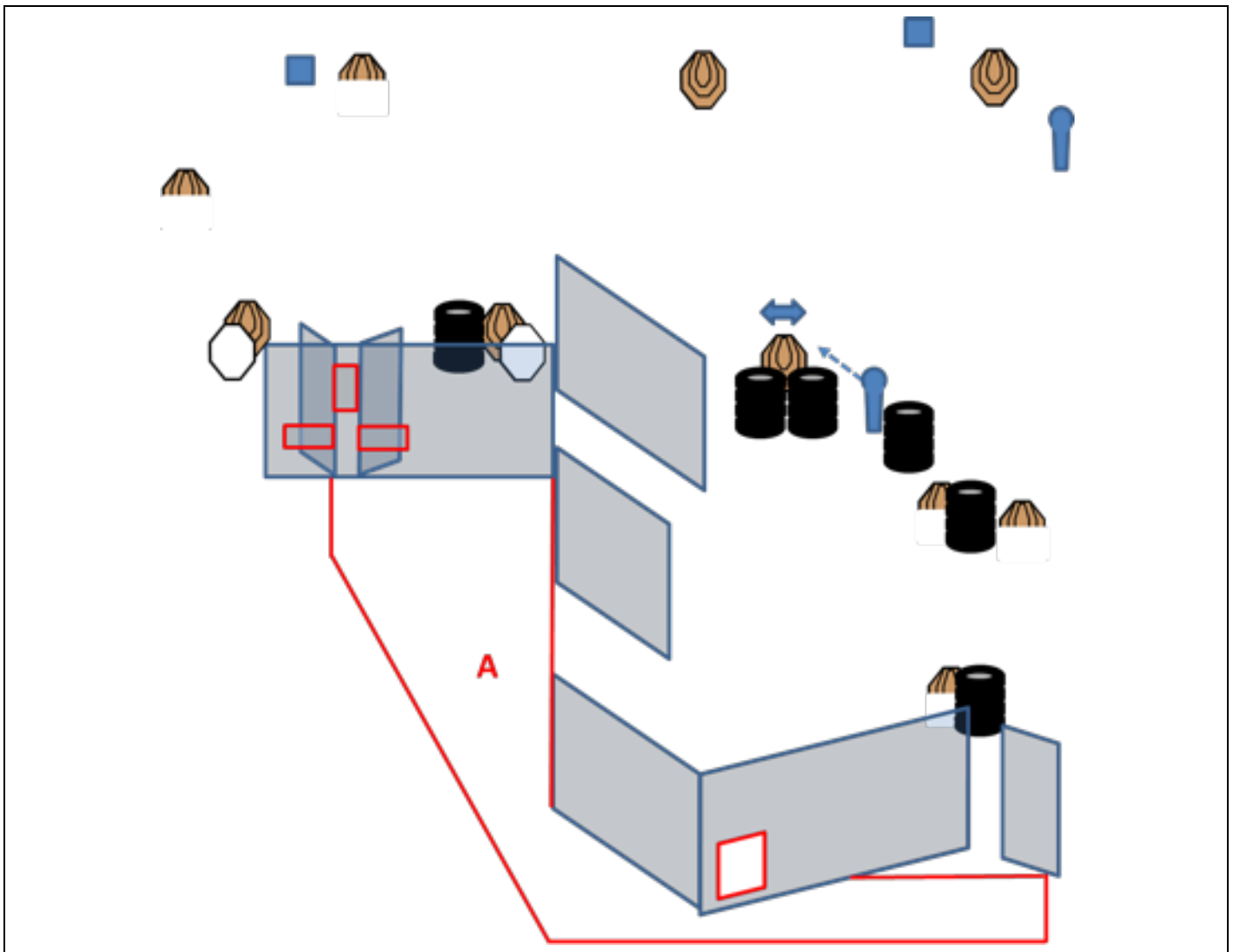
Maximum points: 120

Start position: Standing relax in area A, facing downrange

Procedure: After audible start signal, shoot all targets from within the designated area

Note: Both poppers activates the moving targets. All moving targets remain visible at rest.

Distance: Targets : 7-12m
Metals : 9-10m



Type of Course: Medium course

Targets: 10 IPSC targets, some no-shoot
2 IPSC poppers, 2 IPSC metal plates

Number of rounds to be scored: 24

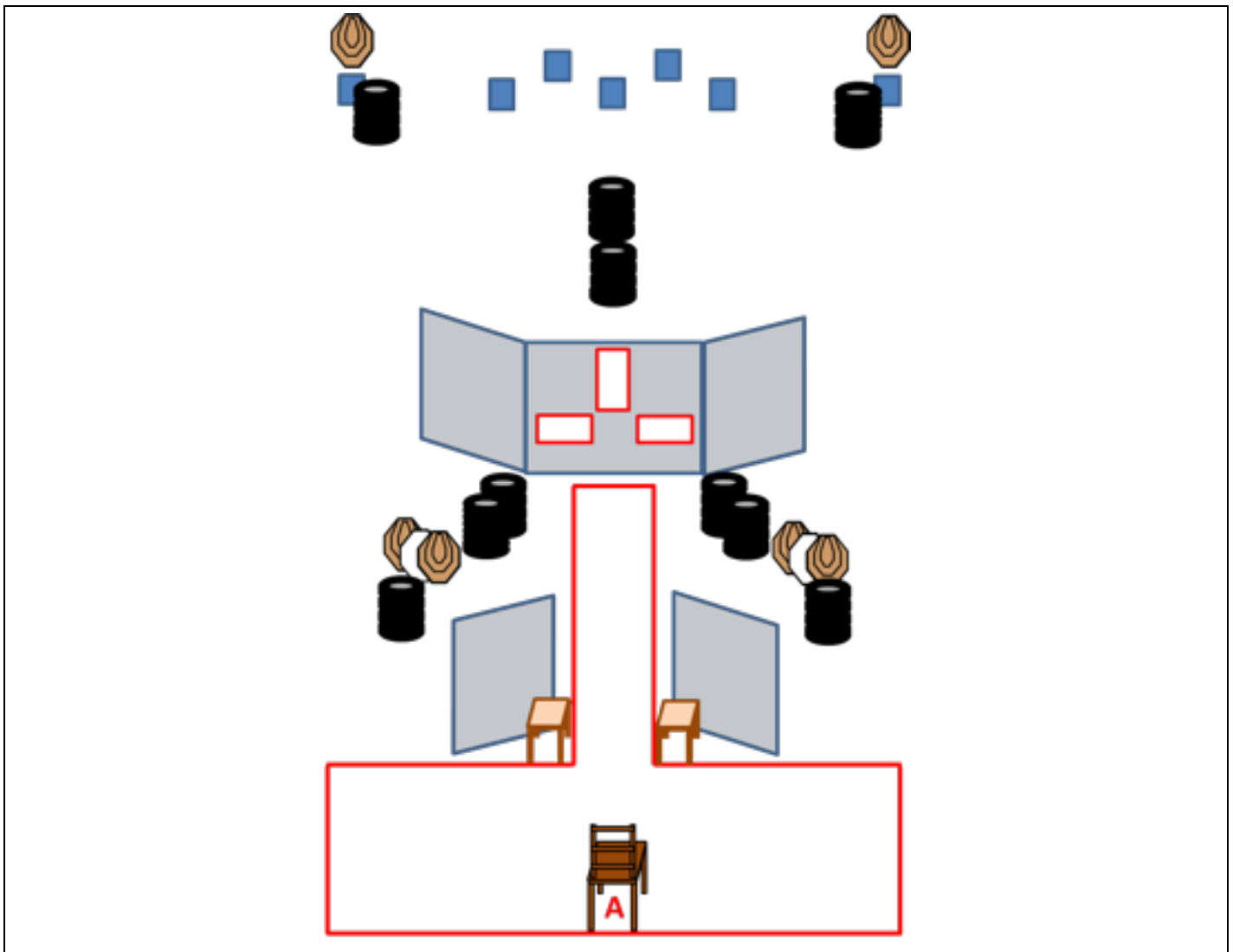
Maximum points: 120

Start position: Standing relax in area A, facing downrange

Procedure: After audible start signal, shoot all targets from within the designated area

Note: The left popper activates the moving target. The moving target remains visible at rest.

Distance: Targets : 3-18m
Metals : 10-18m



Type of Course: Medium course

Targets: 6 IPSC targets, some no-shoot
7 IPSC metal plates

Number of rounds to be scored: 19

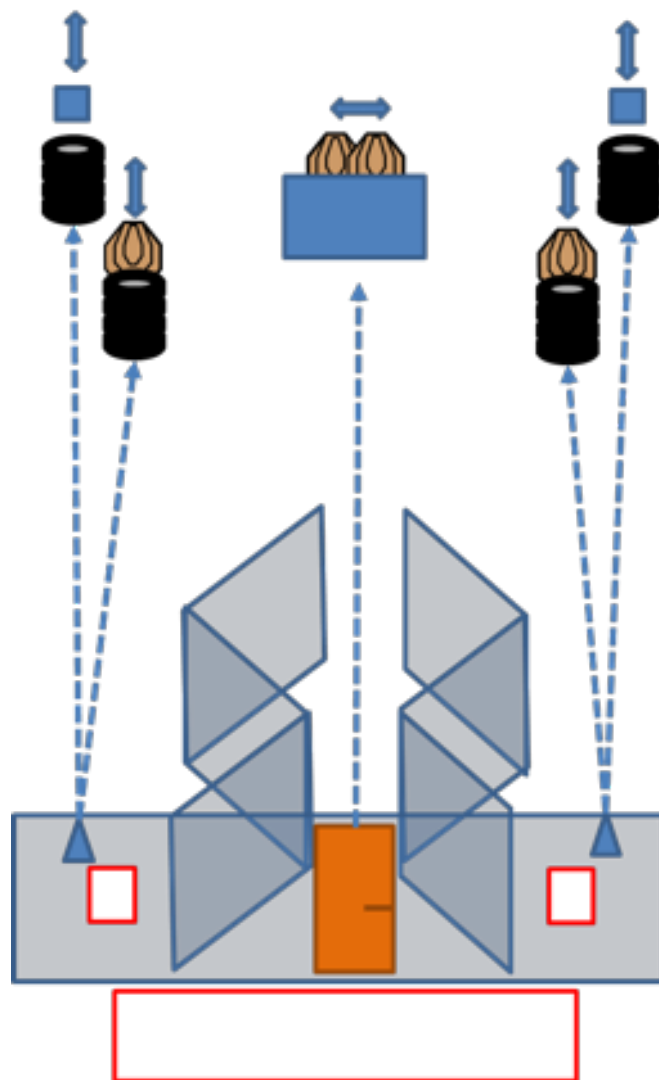
Maximum points: 95

Start position: Sitting on the chair at A, facing downrange
Gun with empty chamber and empty magwell lying flat on one table, all magazines on the other table

Procedure: After audible start signal, shoot all targets from within the designated area

Note:

Distance: Targets : 2-8m
Metals : 8-15m



Type of Course: Short course

Targets: 4 IPSC targets
2 IPSC metal plates

Number of rounds to be scored: 10

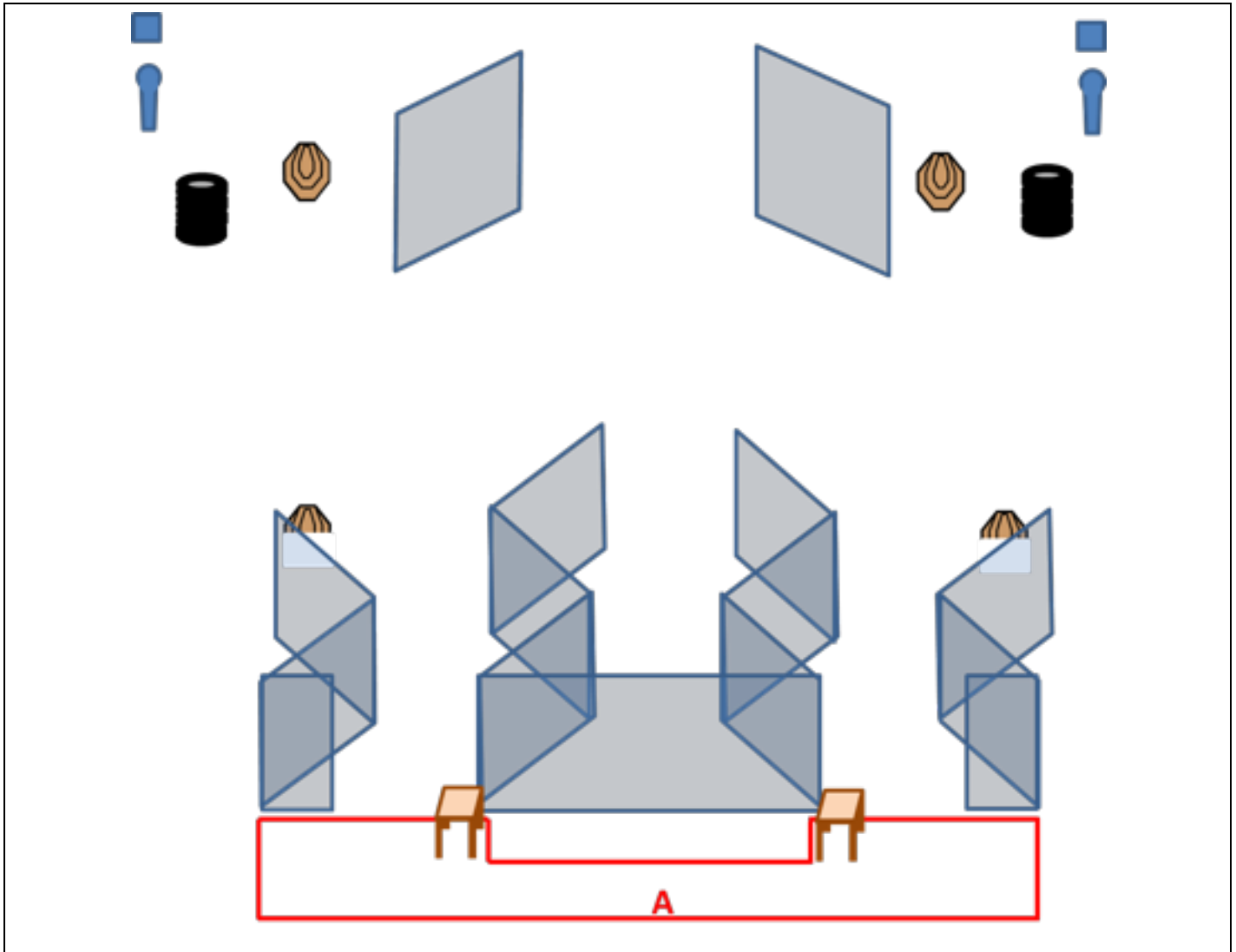
Maximum points: 50

Start position: Standing relax in area A, facing downrange
The strong hand holds the door handle

Procedure: After audible start signal, shoot all targets from within the designated area

Note: The right rope activates the 2 moving targets on the right side, the left rope activates the 2 moving targets on the left side. The door activates the moving target in the middle. All moving targets remain visible at rest.

Distance: Targets : 10-12m
Metals : 12m



Type of Course: Short course

Targets: 4 IPSC targets
2 IPSC poppers, 2 IPSC metal plates

Number of rounds to be scored: 12

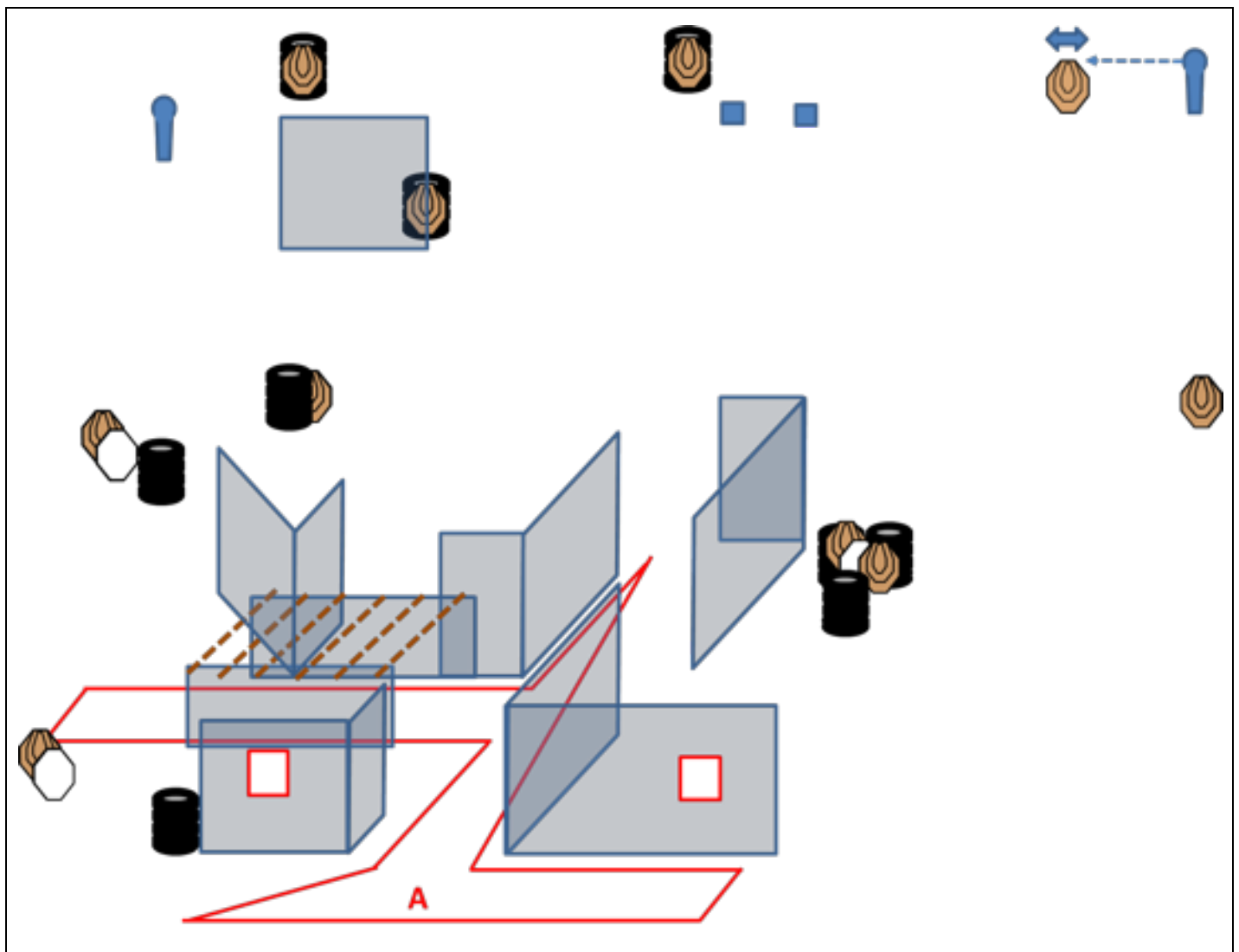
Maximum points: 60

Start position: Standing relax in area A, facing uprange
Gun with empty chamber and empty magwell lying flat on one table, all magazines on the other table

Procedure: After audible start signal, shoot all targets from within the designated area.

Note:

Distance: Targets : 5-12m
Metals : 14-16m



Type of Course: Medium course

Targets: 10 IPSC targets, some no-shoot
2 IPSC poppers, 2 IPSC metal plates

Number of rounds to be scored: 24

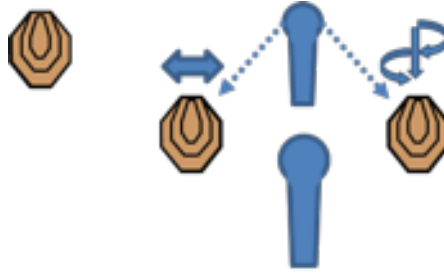
Maximum points: 120

Start position: Standing relax in area A, facing downrange

Procedure: After audible start signal, shoot all targets from within the designated area

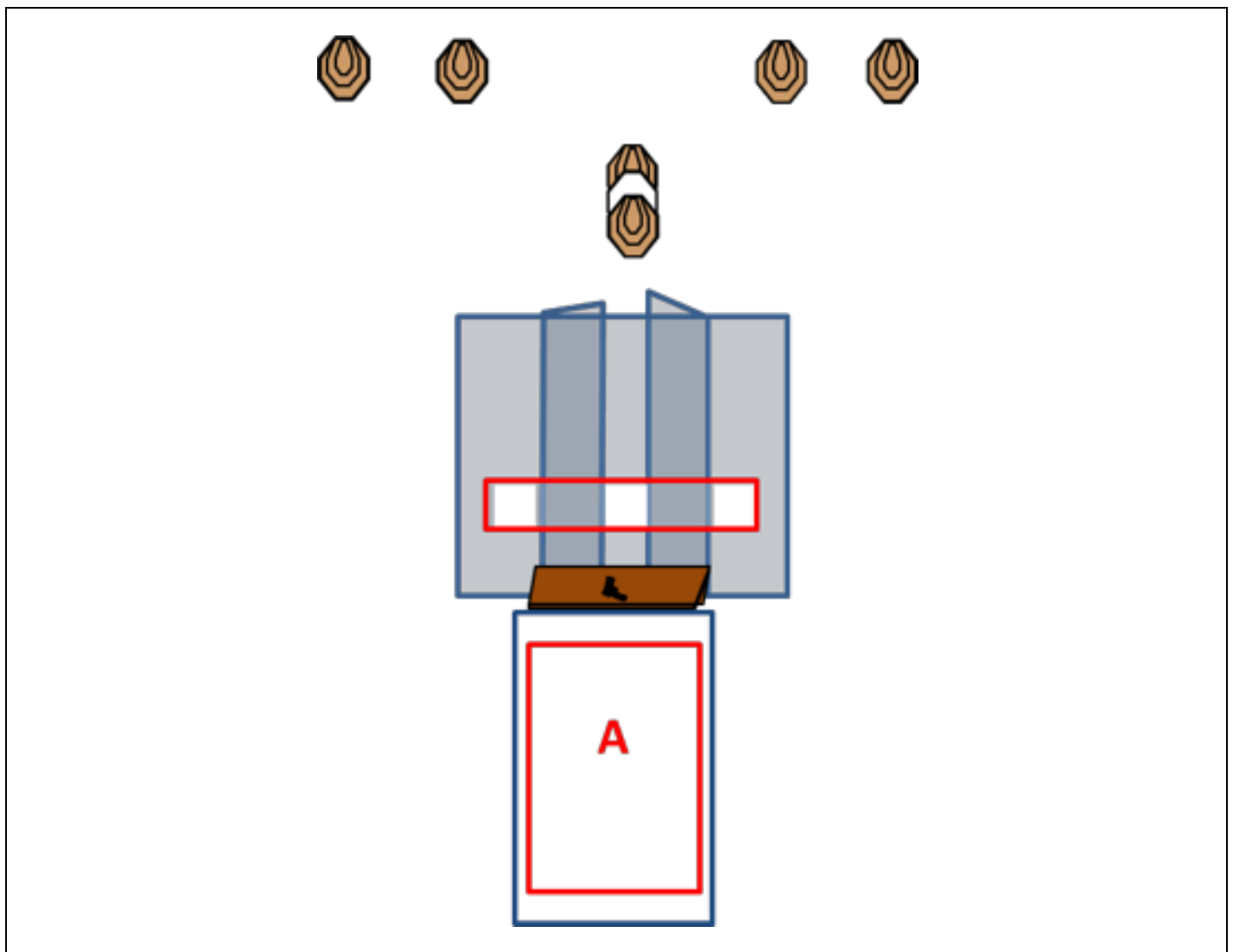
Note: The popper on the right activates the moving target. The moving target remains visible at rest.

Distance: Targets : 3-18m
Metals : 8-18m



A

Type of Course:	Short course
Targets:	3 IPSC targets, some no-shoot 2 IPSC poppers
Number of rounds to be scored:	8
Maximum points:	40
Start position:	Standing relax in area A, facing downrange
Procedure:	After audible start signal, shoot all targets from within the designated area. <u>Strong hand only</u>
Note:	The second popper activates the 2 moving targets. The left moving target remains visible at rest. The right moving target won't remain visible at rest.
Distance:	Targets : 12-14m Metals : 11-13m



Type of Course: Short course

Targets: 6 IPSC targets, some no-shoot

Number of rounds to be scored: 12

Maximum points: 60

Start position: Lying on the bed in area A, hands flat on the bed, fingers crossed, head on hands
Gun with empty chamber and empty magwell lying flat on the table, all magazines on the table

Procedure: After audible start signal, shoot all targets from within the bed, inside the fault line

Note:

Distance: Targets : 3-7m