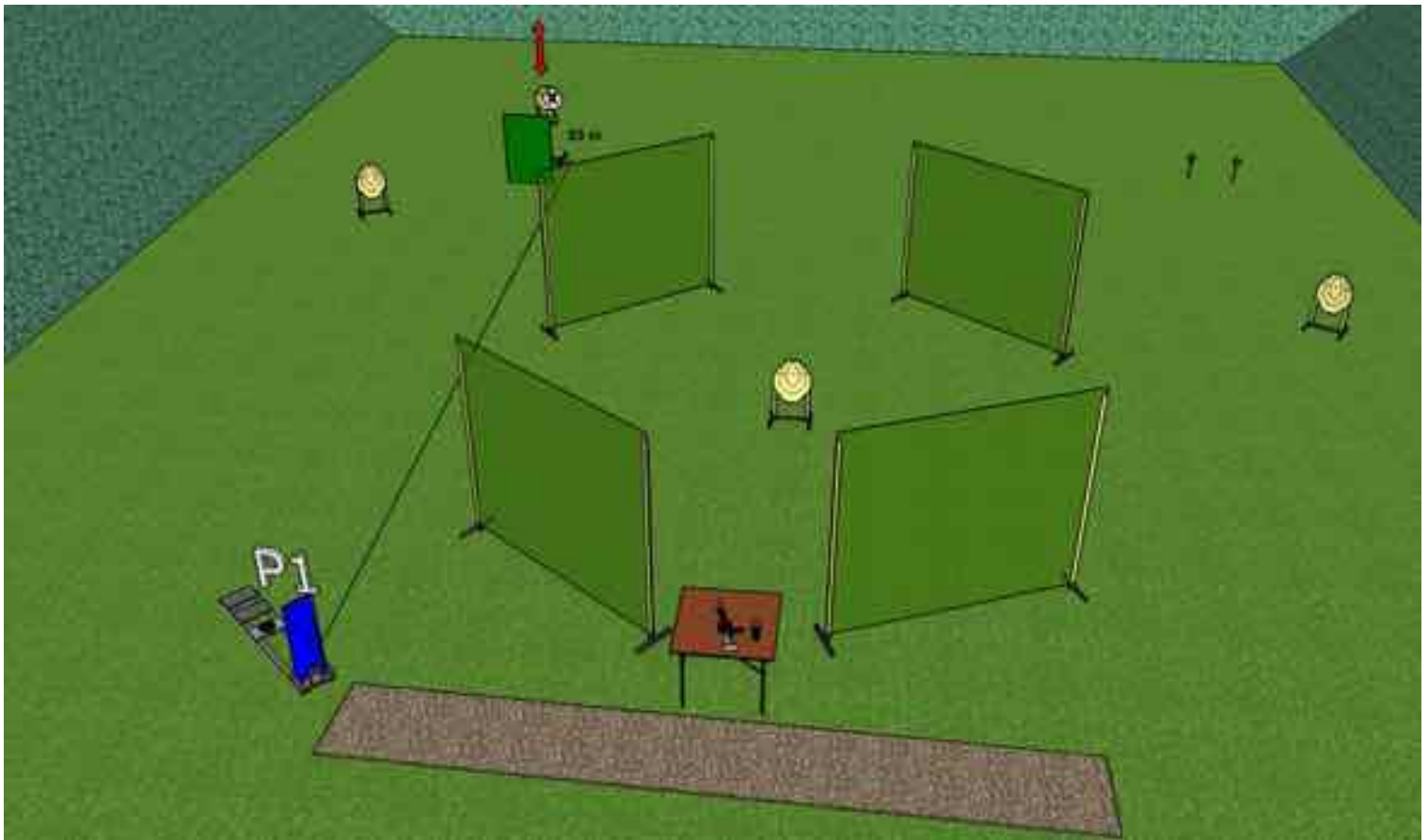


# STAGE 1

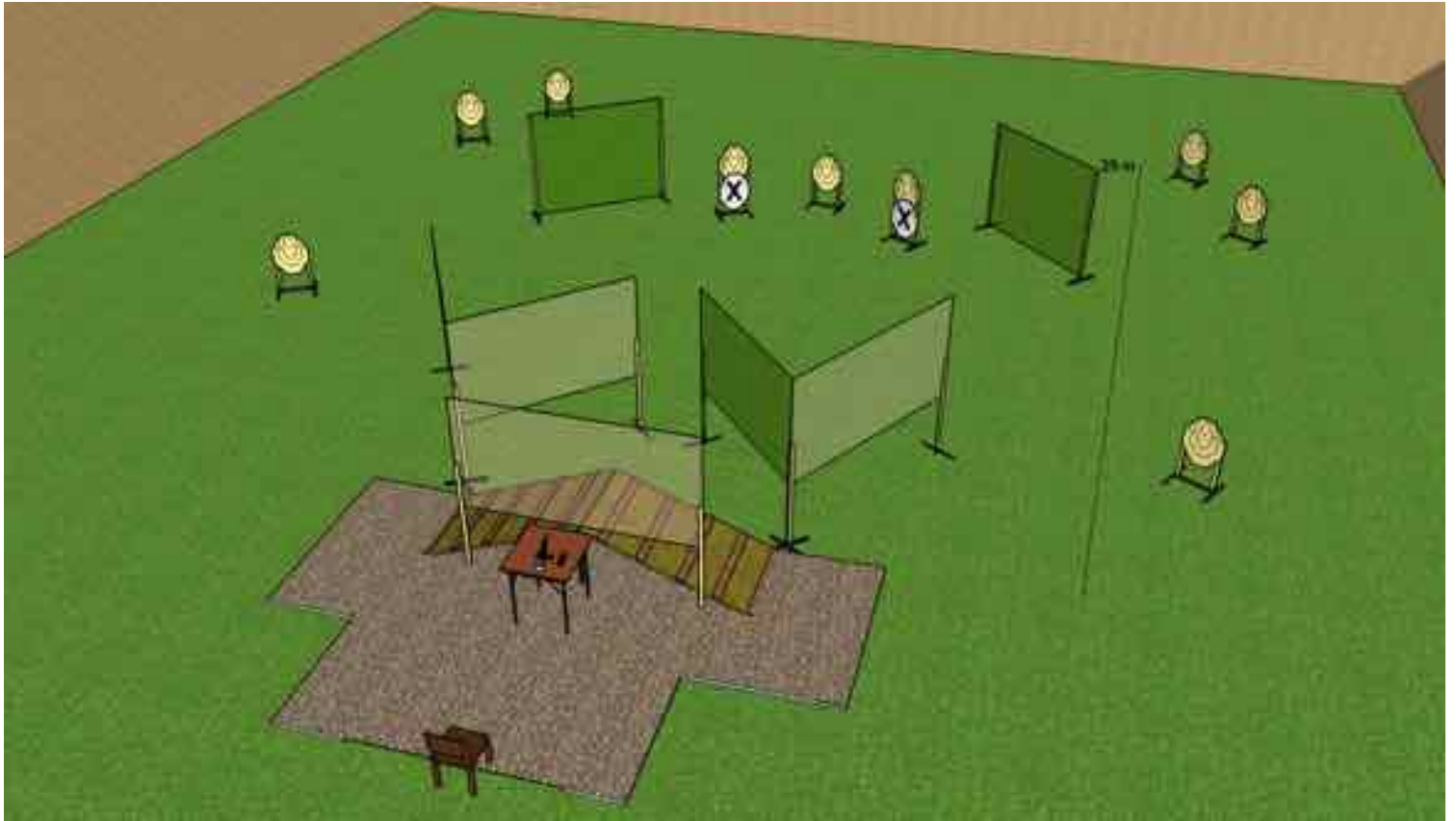


<b>Type:</b>	Short course of fire
<b>Number of rounds to be scored:</b>	10
<b>Targets:</b>	4 IPSC Mini Targets, 2 Frangible targets, some NO-SHOOTS
<b>Possible points:</b>	50
<b>Start position:</b>	Standing erect, anywhere within designated area .
<b>Gun condition:</b>	Loaded (Option 1). Rifle is laying flat on the table, with muzzle pointing to a safe direction
<b>Time Starts:</b>	On audible signal
<b>Safety angles:</b>	90 degrees left/right and top of the bacstop.
<b>Procedure:</b>	After the starting signal, engage targets from within designated area. Touching metal activator P1 activates moving target. All moving targets remains visible at the end of the movement.



# STAGE 2

---

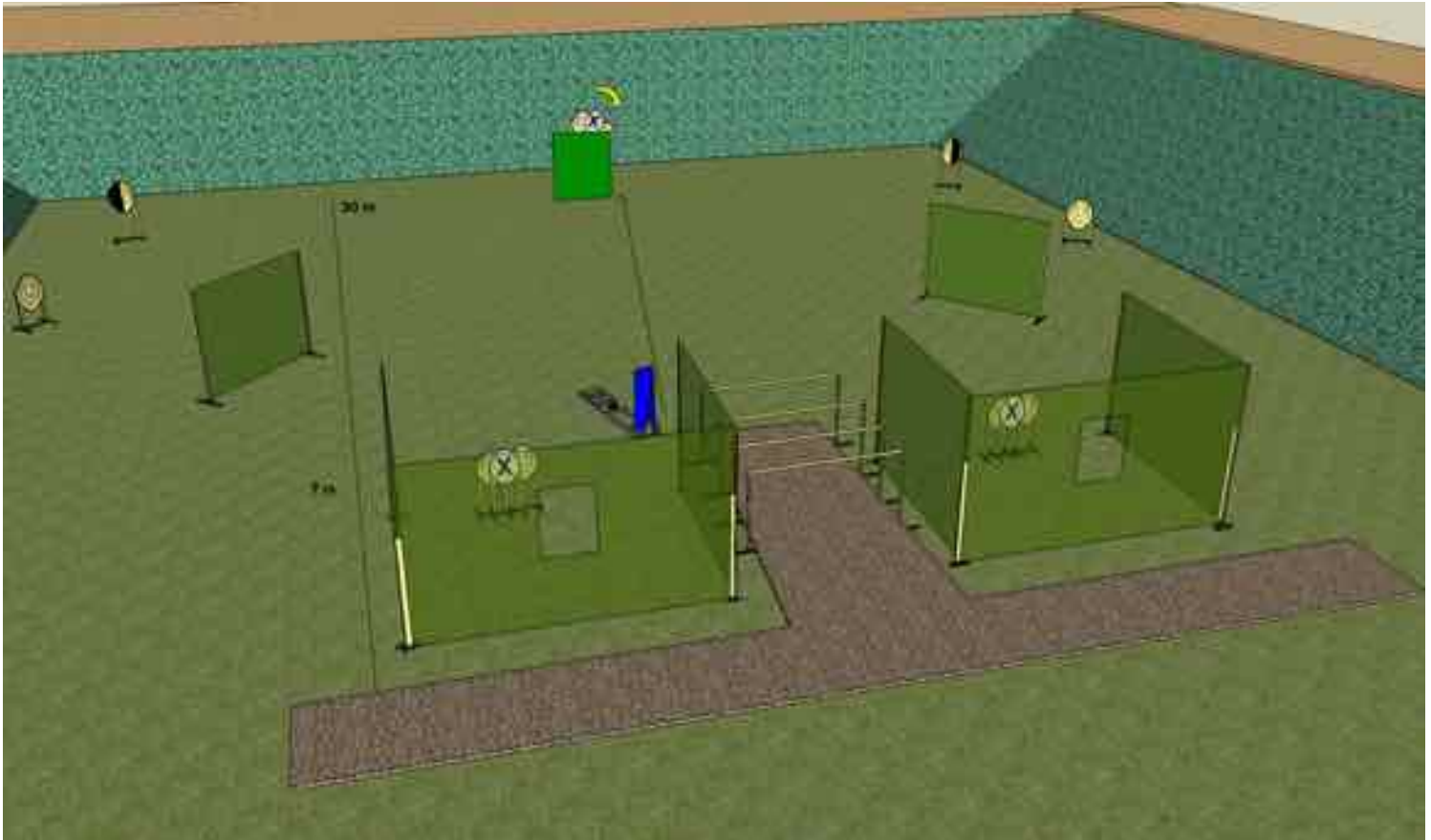


<b>Type:</b>	Medium course of fire
<b>Number of rounds to be scored:</b>	18
<b>Targets:</b>	9 IPSC Mini Targets and some NO-SHOOT
<b>Possible points:</b>	90
<b>Start position:</b>	Sitting on the chair, palms of both hands are touching the knees.
<b>Gun condition:</b>	Loaded (Option 2). Rifle is laying flat on the table, with muzzle pointing to a safe direction.
<b>Time Starts:</b>	On audible signal
<b>Safety angles:</b>	90 degrees left/right and top of the bacstop.
<b>Procedure:</b>	After the starting signal, engage targets from within designated area.



# STAGE 3

---




<b>Type:</b>	Medium course of fire
<b>Number of rounds to be scored:</b>	20
<b>Targets:</b>	10 IPSC Targets and some NO-SHOOTS
<b>Possible points:</b>	100
<b>Start position:</b>	Standing erect, with the rifle in the ready condition anywhere within designated area
<b>Gun condition:</b>	Loaded (Option 1)
<b>Time Starts:</b>	On audible signal
<b>Safety angles:</b>	90 degrees left/right. Top of the bacstop, if finger is on the trigger.
<b>Procedure:</b>	After the starting signal, engage targets from within designated area. Touching metal activator P1 activates moving targets. All moving targets remains visible at the end of the movement.



# STAGE 4

---

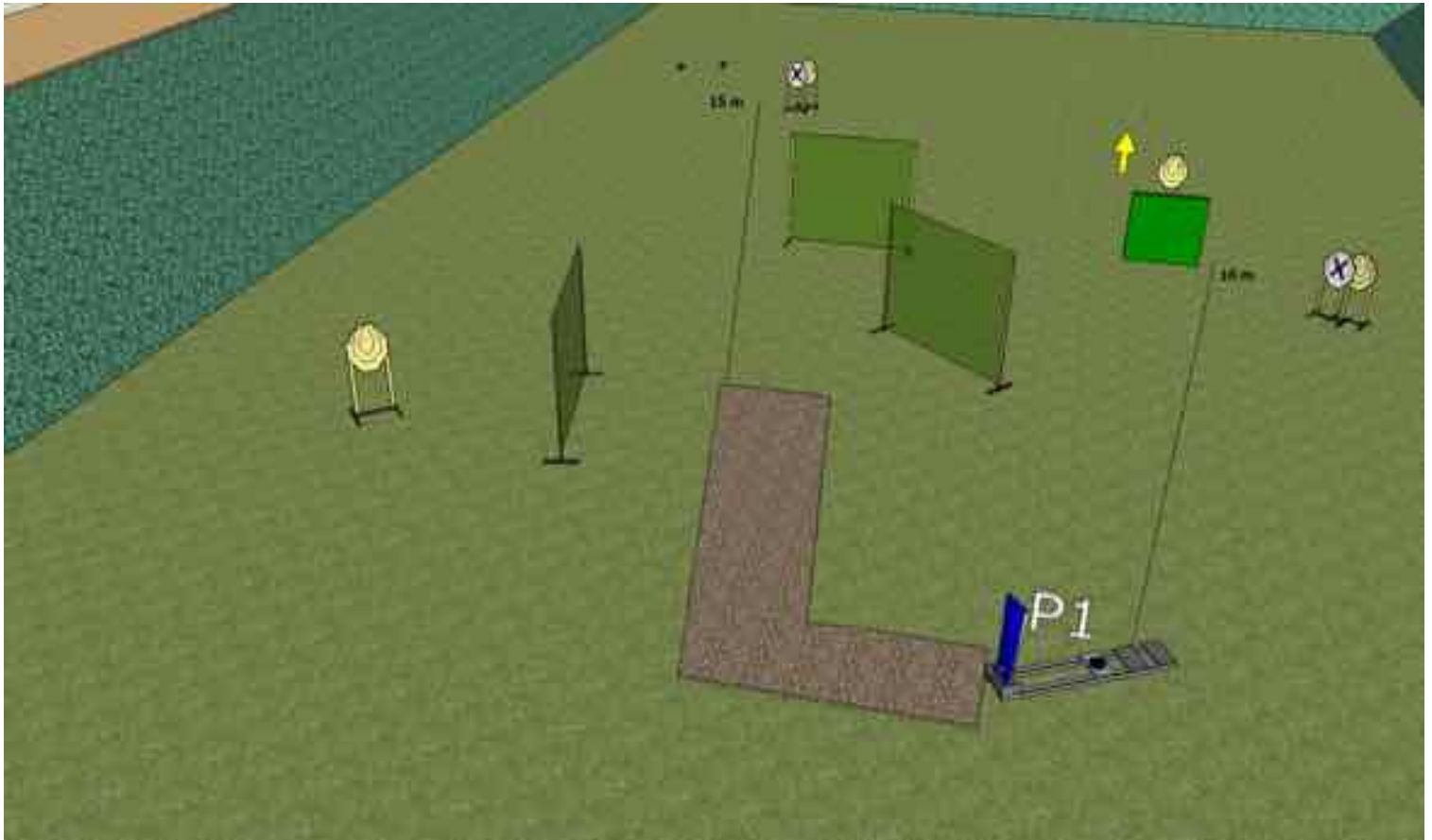


<b>Type:</b>	Short course of fire
<b>Number of rounds to be scored:</b>	10
<b>Targets:</b>	4 IPSC Mini Targets, 2 Frangible targets and some NO-SHOOT
<b>Possible points:</b>	50
<b>Start position:</b>	Standing erect, with the rifle in the ready condition one heel is touching the yellow line.
<b>Gun condition:</b>	Loaded (Option 1)
<b>Time Starts:</b>	On audible signal
<b>Safety angles:</b>	90 degrees left/right and top of the bacstop.
<b>Procedure:</b>	After the starting signal, engage targets from within designated area.





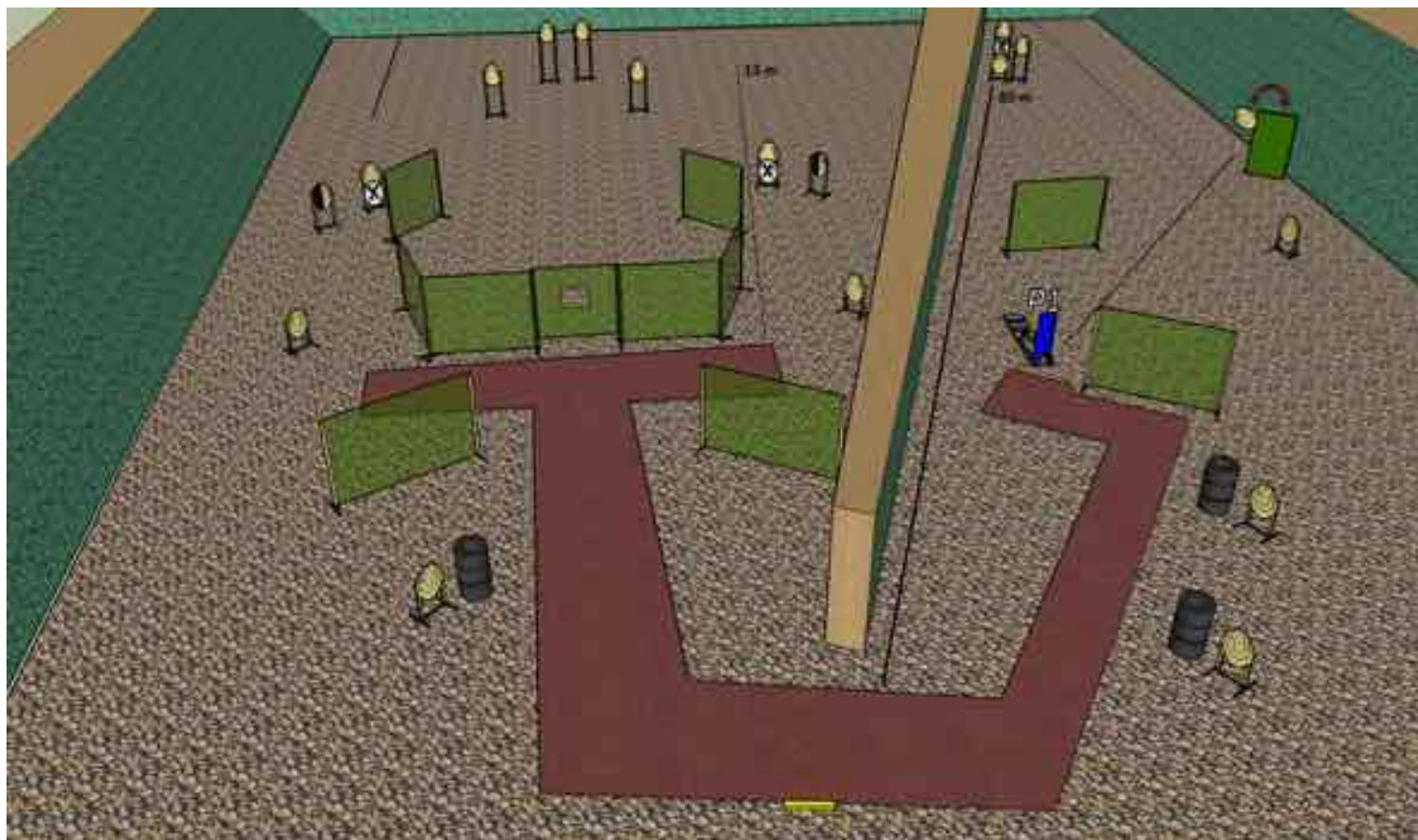
# STAGE 5



<b>Type:</b>	Short course of fire
<b>Number of rounds to be scored:</b>	10
<b>Targets:</b>	4 IPSC Targets, 2 Frangible targets, 2 NO-SHOOTS
<b>Possible points:</b>	50
<b>Start position:</b>	Standing erect, with the rifle in the ready condition anywhere within designated area
<b>Gun condition:</b>	Loaded (Option 1)
<b>Time Starts:</b>	On audible signal
<b>Safety angles:</b>	90 degrees left/right. Top of the bacstop, if finger is on the trigger.
<b>Procedure:</b>	After the starting signal, engage targets from within designated area. Touching metal activator P1 activates moving target, which remains visible at the end of the movement.



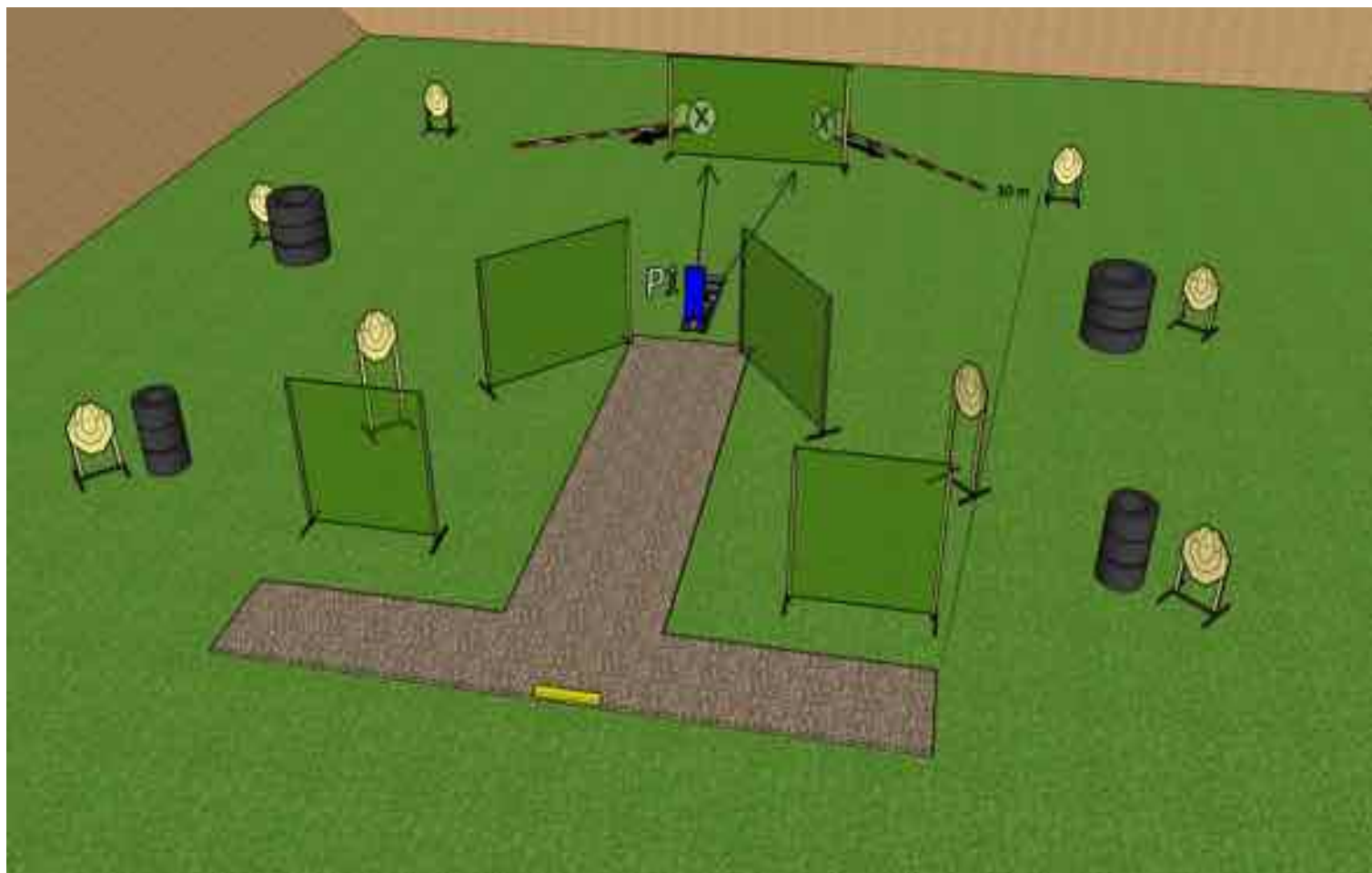
# STAGE 6



<b>Type:</b>	Long course of fire
<b>Number of rounds to be scored:</b>	36
<b>Targets:</b>	18 IPSC Mini Targets, and some NO-SHOOTS
<b>Possible points:</b>	180
<b>Start position:</b>	Standing erect, with the rifle in the ready condition, one heel is touching yellow line.
<b>Gun condition:</b>	Loaded (Option 1)
<b>Time Starts:</b>	On audible signal
<b>Safety angles:</b>	90 degrees left/right . Top of the bacstop, if finger is on the trigger.
<b>Procedure:</b>	After the starting signal, engage targets from within designated area. Touching metal activator P1 activates moving target. All moving targets remains visible at the end of the movement.



# STAGE 7




<b>Type:</b>	Medium course of fire
<b>Number of rounds to be scored:</b>	20
<b>Targets:</b>	10 IPSC Mini Targets and some NO-SHOOTS
<b>Possible points:</b>	100
<b>Start position:</b>	Standing erect, with the rifle in the ready condition, one heel is touching yellow line.
<b>Gun condition:</b>	Loaded (Option 1)
<b>Time Starts:</b>	On audible signal
<b>Safety angles:</b>	90 degrees left/right. Top of the bacstop, if finger is on the trigger.
<b>Procedure:</b>	After the starting signal, engage targets from within designated area. Touching metal activator P1 activates moving targets, which remains visible at the end of the movement.





# STAGE 8

---




<b>Type:</b>	Short course of fire
<b>Number of rounds to be scored:</b>	9
<b>Targets:</b>	2 IPSC Targets, 1 IPSC Mini Popper, 4 IPSC metal plates,
<b>Possible points:</b>	45
<b>Start position:</b>	Standing erect, with the rifle in the ready condition anywhere within designated area
<b>Gun condition:</b>	Loaded (Option 1)
<b>Time Starts:</b>	On audible signal
<b>Safety angles:</b>	90 degrees left/right. Top of the bacstop, if finger is on the trigger.
<b>Procedure:</b>	After the starting signal, engage targets from within designated area. Popper P1 activates moving target, which remains visible at the end of the movement.





# STAGE 9

---

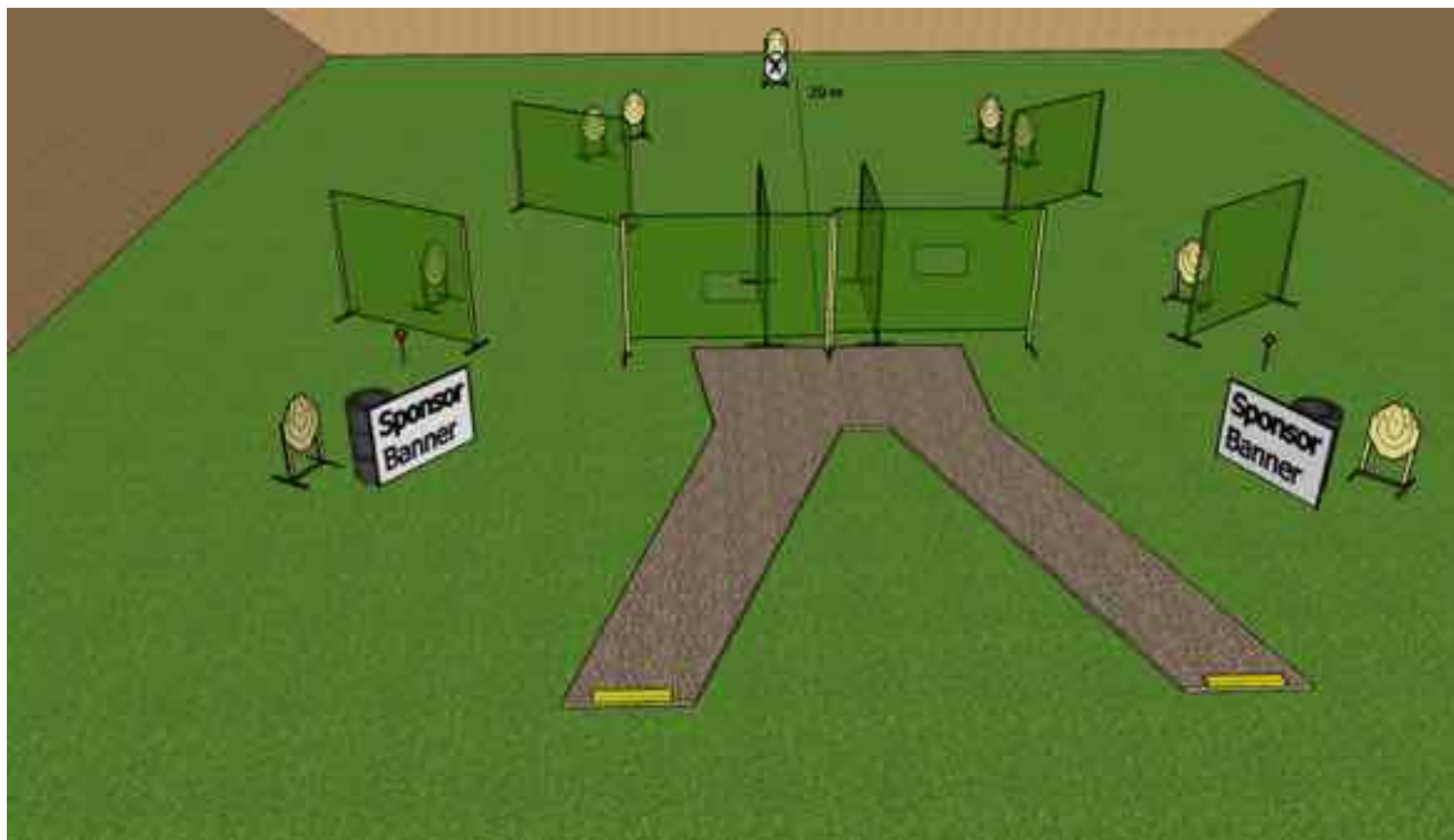


<b>Type:</b>	Short course of fire
<b>Number of rounds to be scored:</b>	10
<b>Targets:</b>	10 IPSC Mini Targets and some NO-SHOOTS
<b>Possible points:</b>	50
<b>Start position:</b>	Standing erect, with the rifle in the ready condition, one heel is touching yellow line.
<b>Gun condition:</b>	Loaded (Option 1)
<b>Time Starts:</b>	On audible signal
<b>Safety angles:</b>	90 degrees left/right and top of the bacstop.
<b>Procedure:</b>	After the starting signal, engage targets from within designated area with at least one shot per target.



# STAGE 10

---

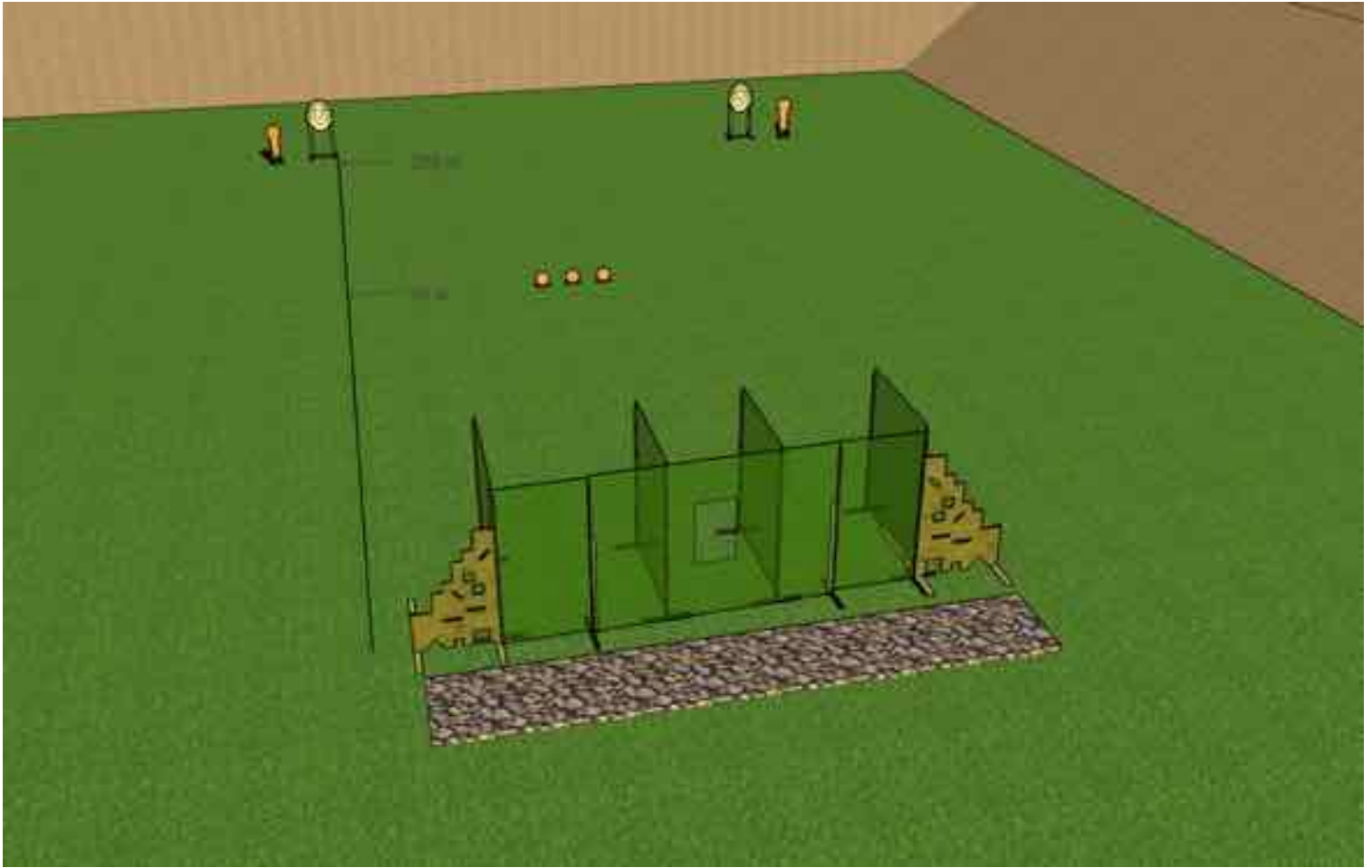


<b>Type:</b>	Medium course of fire
<b>Number of rounds to be scored:</b>	20
<b>Targets:</b>	9 IPSC Mini Targets 2 Frangible targets and some NO-SHOOTS
<b>Possible points:</b>	100
<b>Start position:</b>	Standing erect, with the rifle in the ready condition, one heel is touching yellow line
<b>Gun condition:</b>	Loaded (Option 1)
<b>Time Starts:</b>	On audible signal
<b>Safety angles:</b>	90 degrees left/right and top of the bacstop..
<b>Procedure:</b>	After the starting signal, engage targets from within designated area.



# STAGE 11

---



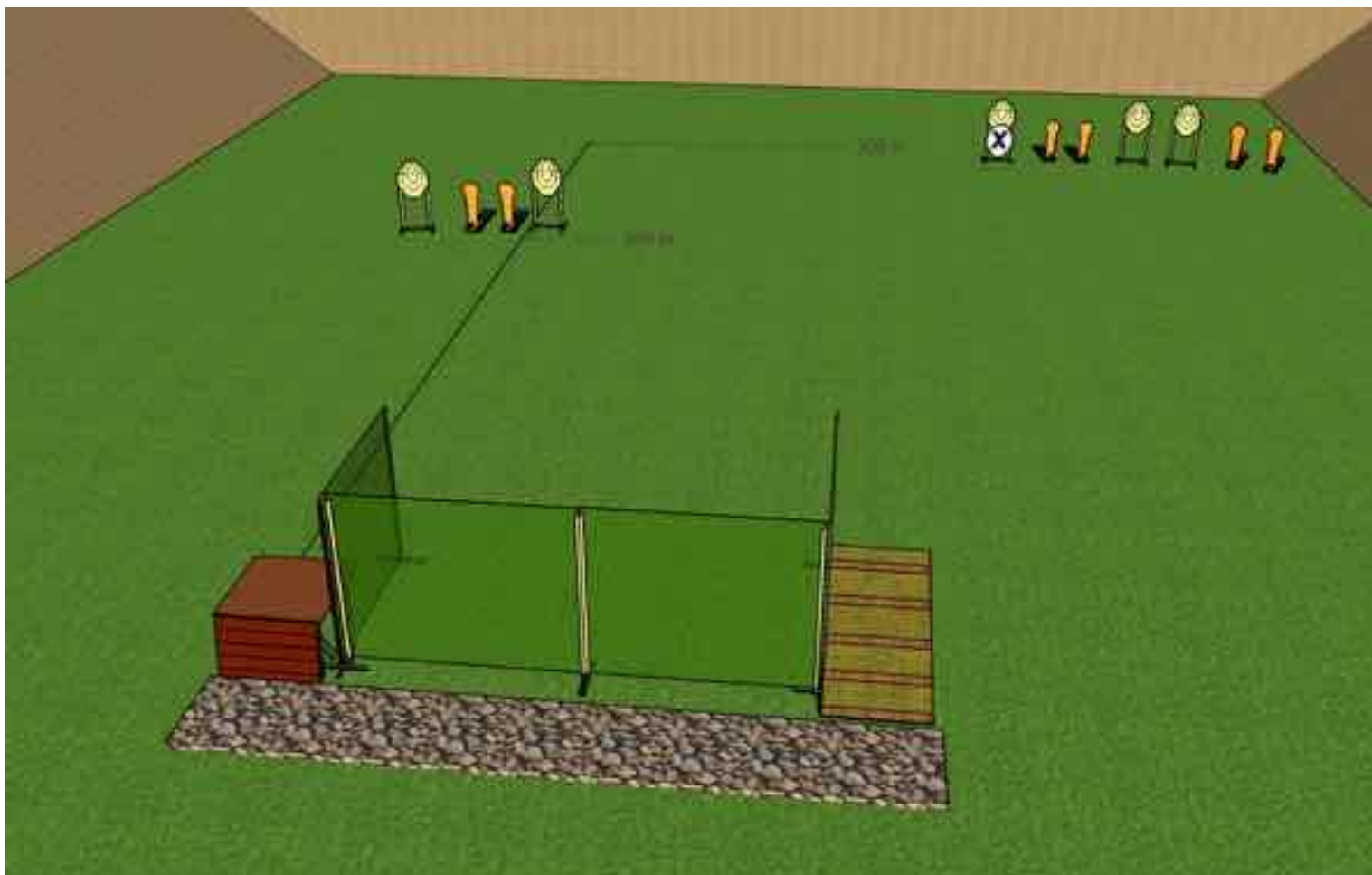
<b>Type:</b>	Short course of fire
<b>Number of rounds to be scored:</b>	9
<b>Targets:</b>	2 IPSC Targets, 2 IPSC Poppers, 3 IPSC Metal plates
<b>Possible points:</b>	45
<b>Start position:</b>	Standing erect, with the rifle in the ready condition anywhere within the designated area.
<b>Gun condition:</b>	Loaded (Option 1)
<b>Time Starts:</b>	On audible signal
<b>Safety angles:</b>	90 degrees left/right and top of the bacstop.
<b>Procedure:</b>	After the starting signal, engage targets from within designated area





# STAGE 12

---

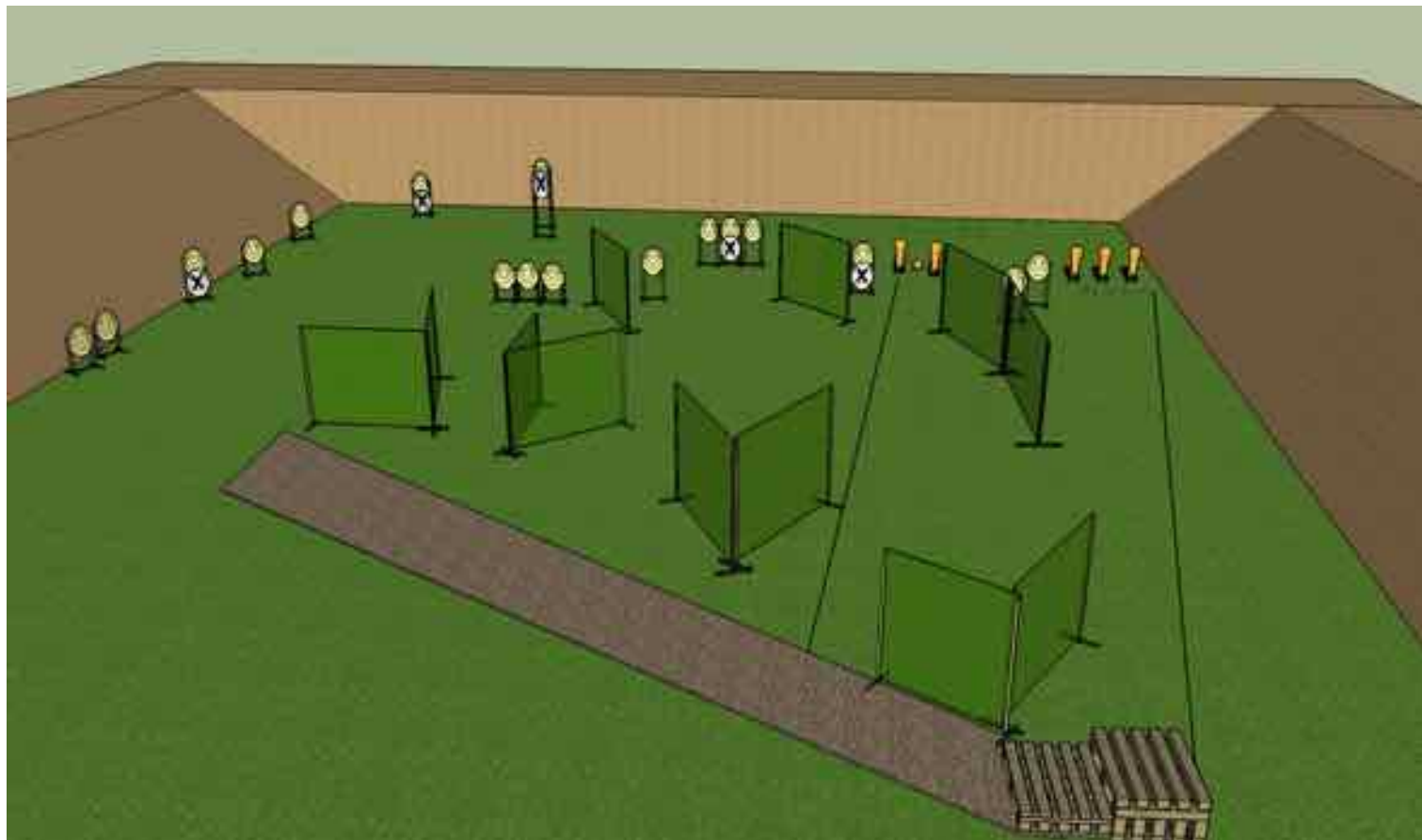


<b>Type:</b>	Medium course of fire
<b>Number of rounds to be scored:</b>	16
<b>Targets:</b>	5 IPSC Targets, 6 IPSC Poppers and some NO-SHOOTS
<b>Possible points:</b>	80
<b>Start position:</b>	Standing erect, with the rifle in the ready condition anywhere within the designated area.
<b>Gun condition:</b>	Loaded (Option 1)
<b>Time Starts:</b>	On audible signal
<b>Safety angles:</b>	90 degrees left/right and top of the bacstop
<b>Procedure:</b>	After the starting signal, engage targets from within designated area.



# STAGE 13

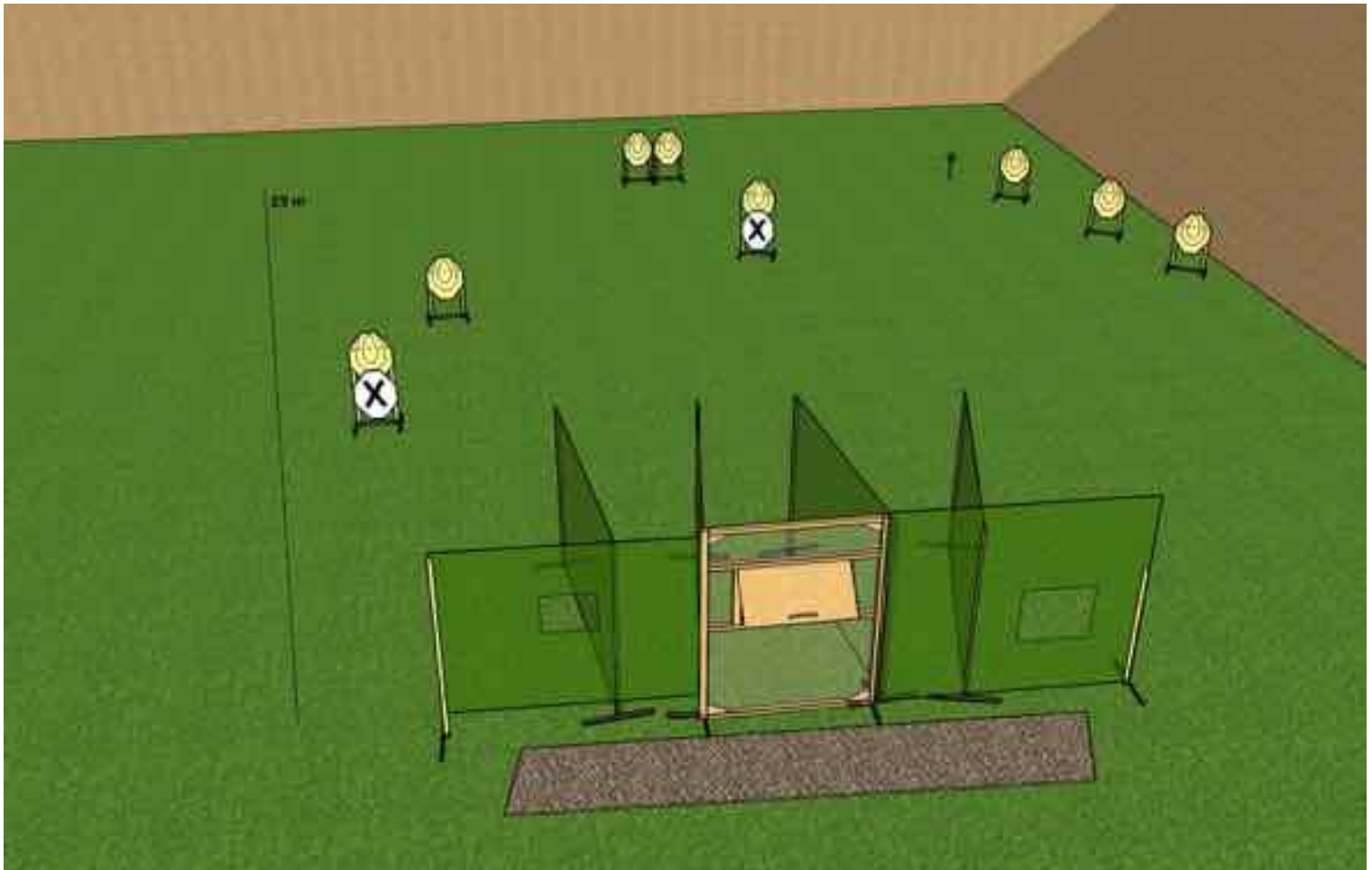
---



<b>Type:</b>	Long course of fire
<b>Number of rounds to be scored:</b>	40
<b>Targets:</b>	17 IPSC Targets, 5 IPSC Mini Poppers, 1 IPSC metal plate, and some NO-SHOOTS
<b>Possible points:</b>	200
<b>Start position:</b>	Standing erect, with the rifle in the ready condition anywhere within the designated area.
<b>Gun condition:</b>	Loaded (Option 1)
<b>Time Starts:</b>	On audible signal
<b>Safety angles:</b>	90 degrees left/right and top of the bacstop
<b>Procedure:</b>	After the starting signal, engage targets from within designated area,



# STAGE 14

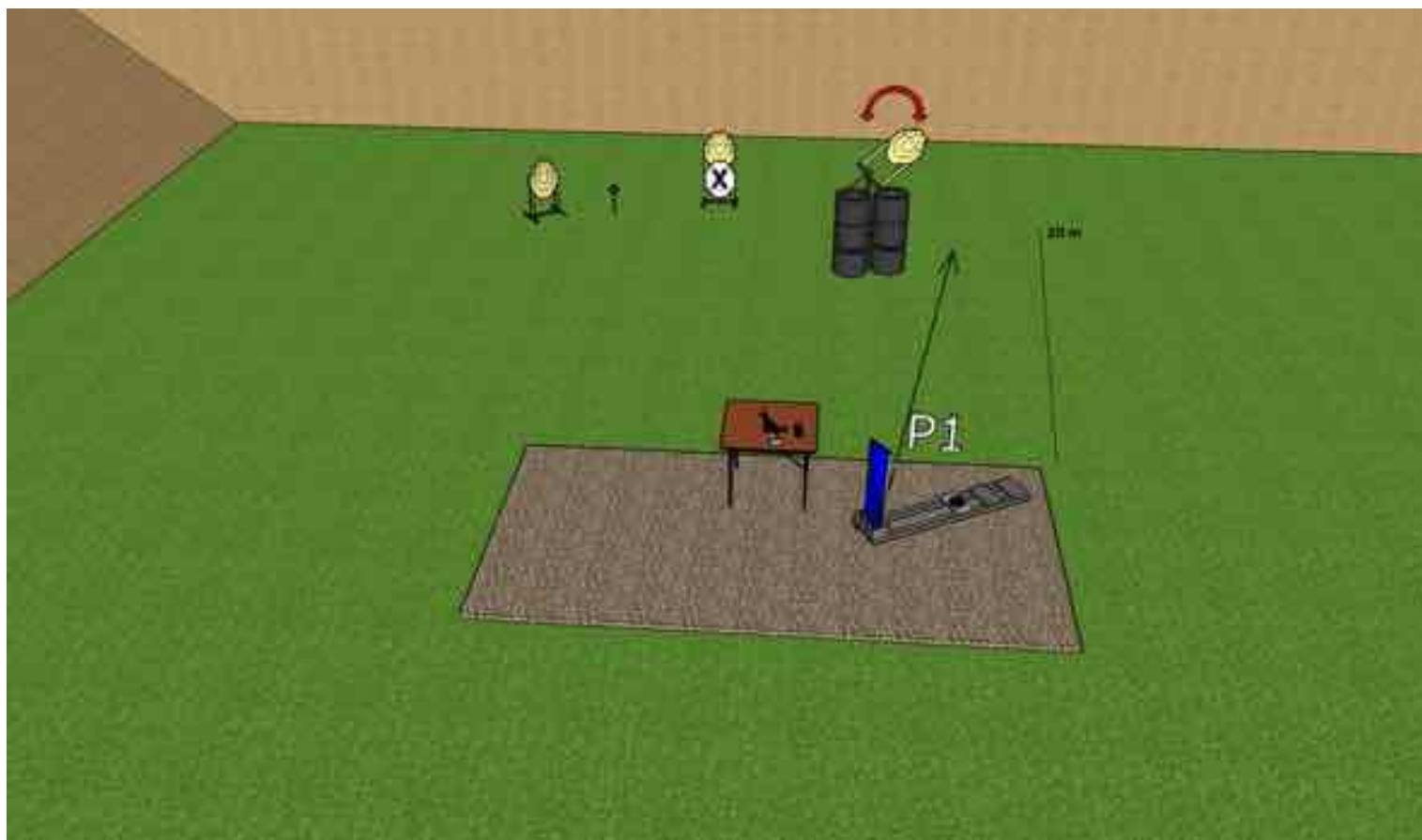


<b>Type:</b>	Medium course of fire
<b>Number of rounds to be scored:</b>	17
<b>Targets:</b>	8 IPSC Mini Targets, 1 Frangible target and some NO-SHOOTS
<b>Possible points:</b>	75
<b>Start position:</b>	Standing erect, with the rifle in the ready condition anywhere within the designated area.
<b>Gun condition:</b>	Loaded (Option 1)
<b>Time Starts:</b>	On audible signal
<b>Safety angles:</b>	90 degrees left/right and top of the bacstop.
<b>Procedure:</b>	After the starting signal, engage targets from within designated area





# STAGE 15



<b>Type:</b>	Short course of fire
<b>Number of rounds to be scored:</b>	7
<b>Targets:</b>	3 IPSC Mini Targets, 1 Frangible target and some NO-SHOOTS
<b>Possible points:</b>	35
<b>Start position:</b>	Standing erect, facing uprange (with back towards the targets)
<b>Gun condition:</b>	Loaded (Option 2)
<b>Time Starts:</b>	On audible signal
<b>Safety angles:</b>	90 degrees left/right and top of the bacstop.
<b>Procedure:</b>	After the starting signal, engage targets from within designated area. Touching metal activator P1 activates moving target, which remains visible at the end of the movement.

