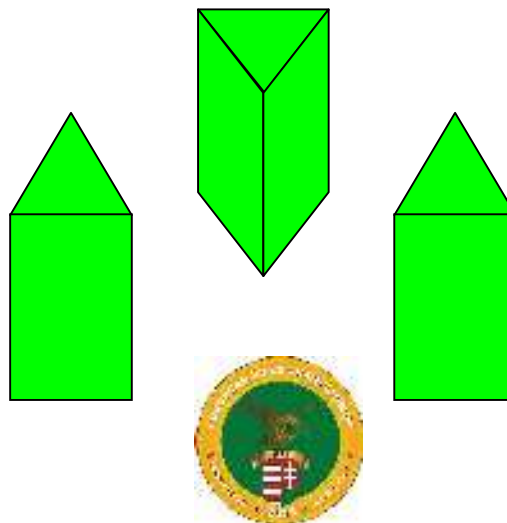
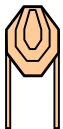


STAGE 1

(AREA 1)

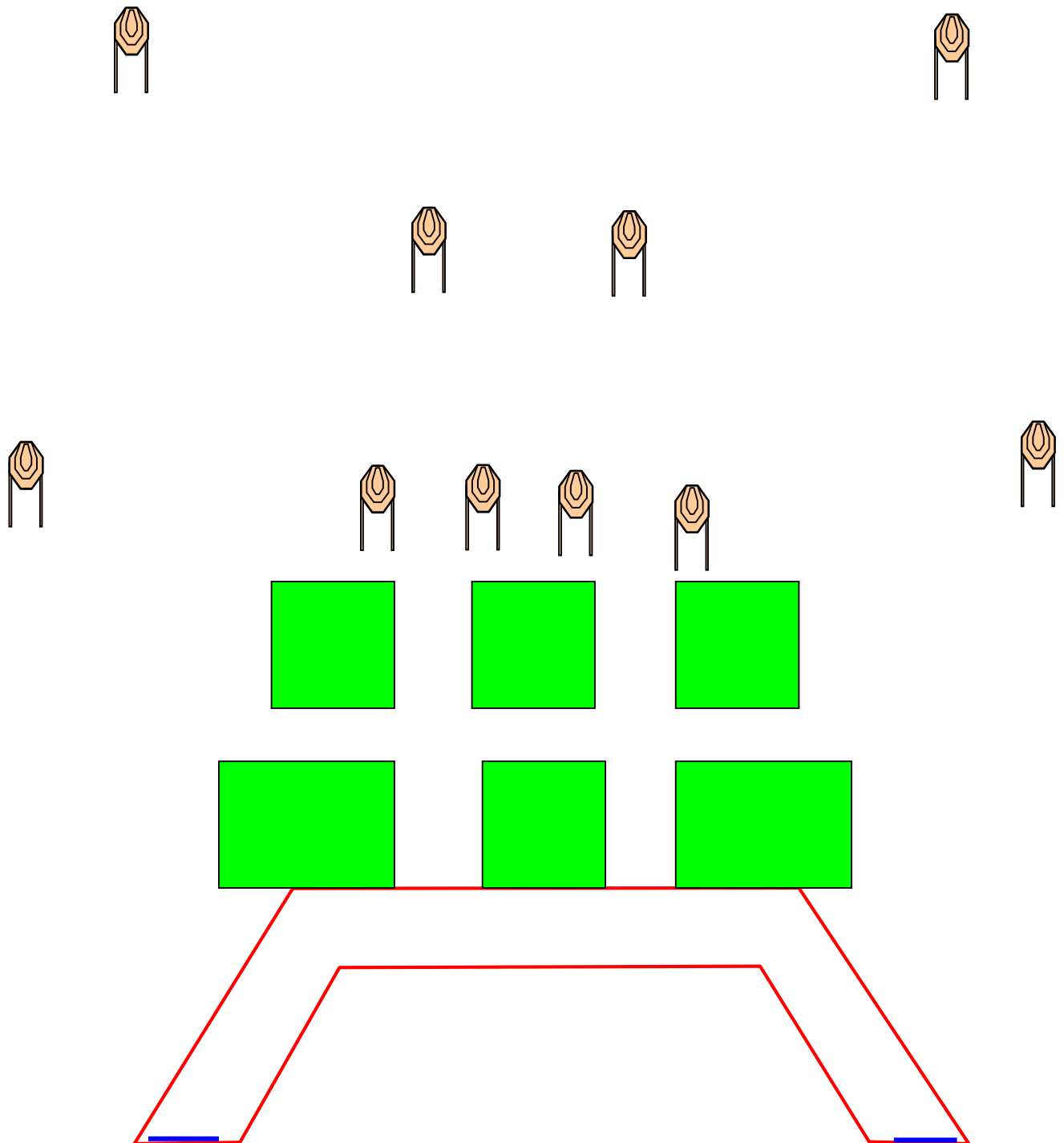
| | |
|--------------------------------|---|
| Stage type: | Short course |
| Minimum rounds: | 10 |
| Max. possible points: | 50 |
| Targets: | 2 IPSC Targets, 3 MINI IPSC Targets |
| Distance: | 20-60m |
| Start position: | Standing facing downrange anywhere within the demarcated area |
| Gun condition at start: | Option 2 |
| Time starts: | On audible signal |
| Time stops: | On last shot |
| Safety angles: | 2 x 90 degrees and top of the backstop |
| Procedure: | On signal, engage targets within the shooting area. |



STAGE 2

(AREA 1)

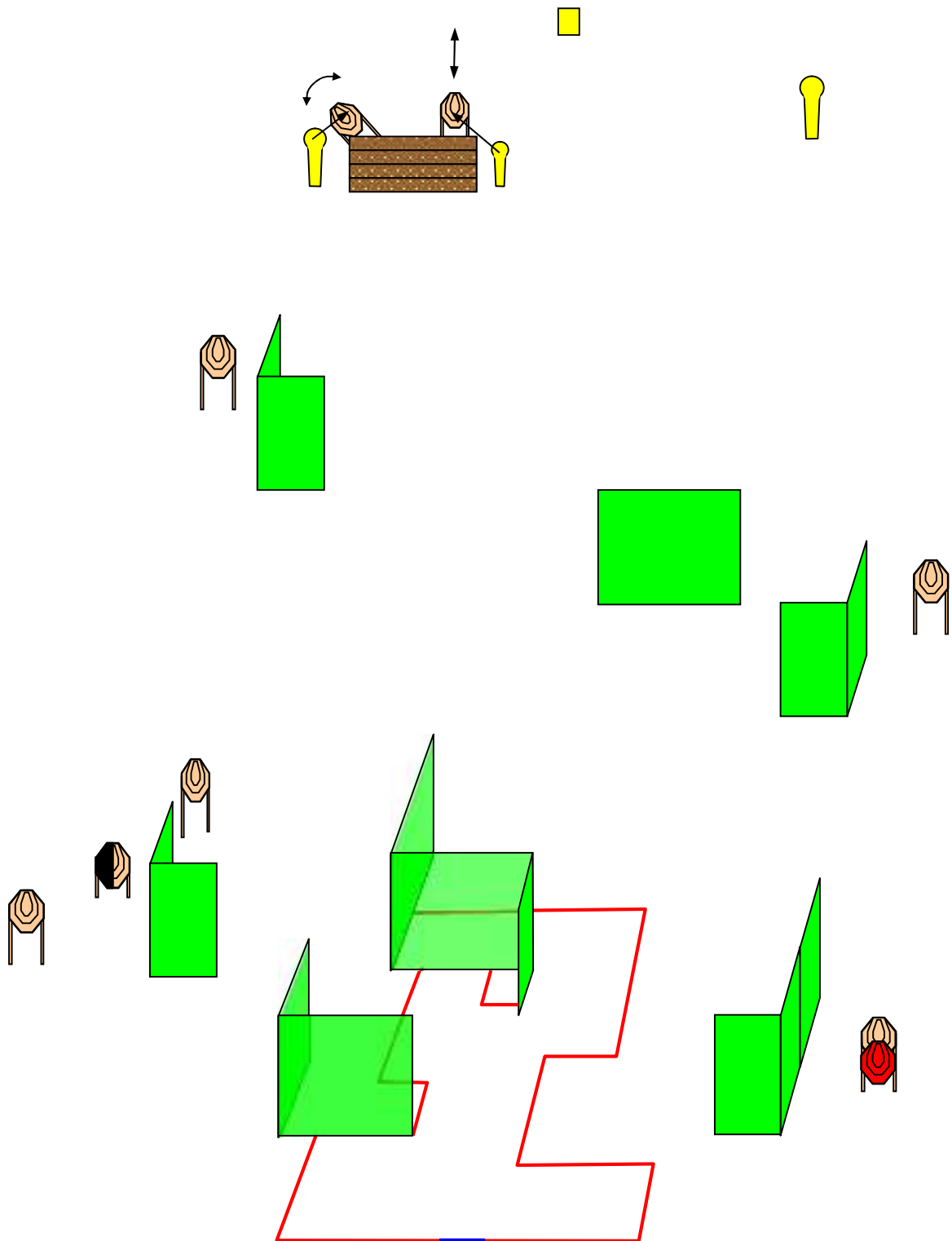
| | |
|--------------------------------|---|
| Stage type: | Medium course |
| Minimum rounds: | 20 |
| Max. possible points: | 100 |
| Targets: | 10 IPSC Targets, Some no shoot targets |
| Distance: | 15-100m |
| Start position: | Standing facing downrange at one of the blue line both heels touching the mark. |
| Gun condition at start: | Option 1 |
| Time starts: | On audible signal |
| Time stops: | On last shot |
| Safety angles: | 2 x 90 degrees and top of the backstop |
| Procedure: | On signal, engage targets within the shooting area. |



STAGE 3

(AREA 1)

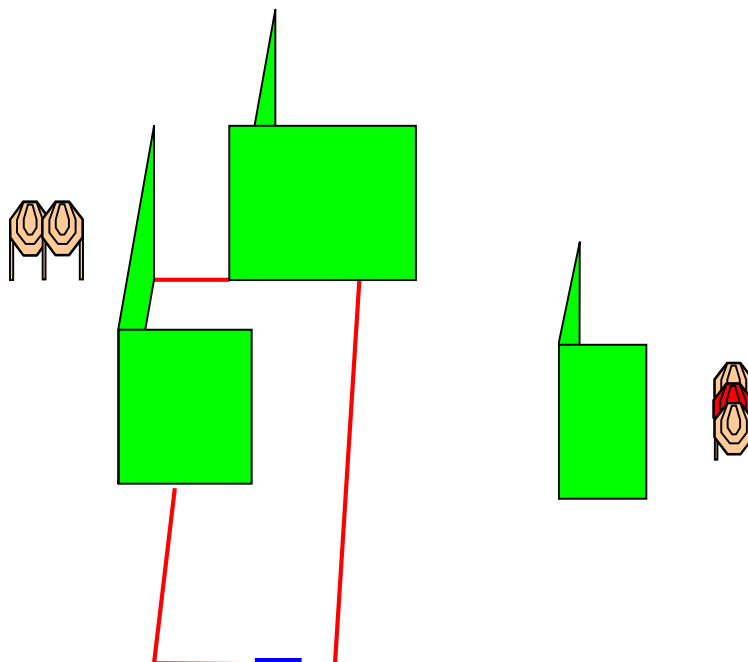
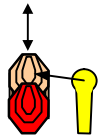
| | |
|--------------------------------|---|
| Stage type: | Medium course |
| Minimum rounds: | 20 |
| Max. possible points: | 100 |
| Targets: | 8 IPSC Targets, 3 poppers, 1 IPSC plate and some no shoot targets |
| Distance: | 4-90m |
| Start position: | Standing facing downrange one heel touching the mark |
| | Poppers activate movers. Moving targets remain visible at rest. |
| Gun condition at start: | Option 1 |
| Time starts: | On audible signal |
| Time stops: | On last shot |
| Safety angles: | 2 x 90 degrees and top of the backstop |
| Procedure: | After start signal, engage all targets. |



STAGE 4

(AREA 1)

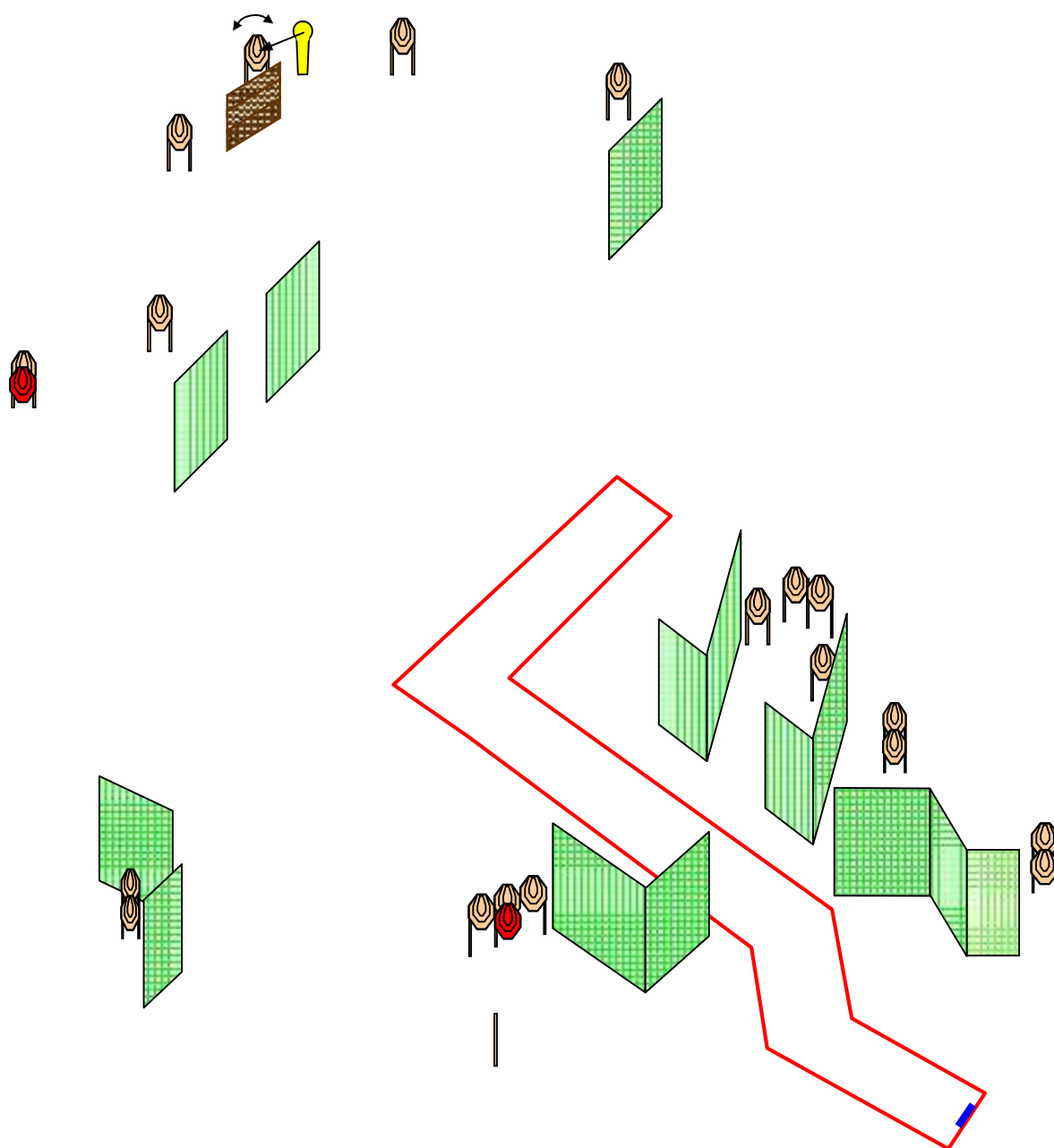
| | |
|--------------------------------|---|
| Stage type: | Medium course |
| Minimum rounds: | 20 |
| Max. possible points: | 100 |
| Targets: | 8 IPSC Targets, 1 popper, 3 IPSC plates and some no shoot targets |
| Distance: | 5-95m |
| Start position: | Standing facing downrange one heel touching the mark |
| | Popper activates bobber. Bobber remains visible at rest. |
| Gun condition at start: | Option 1 |
| Time starts: | On audible signal |
| Time stops: | On last shot |
| Safety angles: | 2 x 90 degrees and top of the backstop |
| Procedure: | After start signal, engage all targets. |



STAGE 5

(AREA 1)

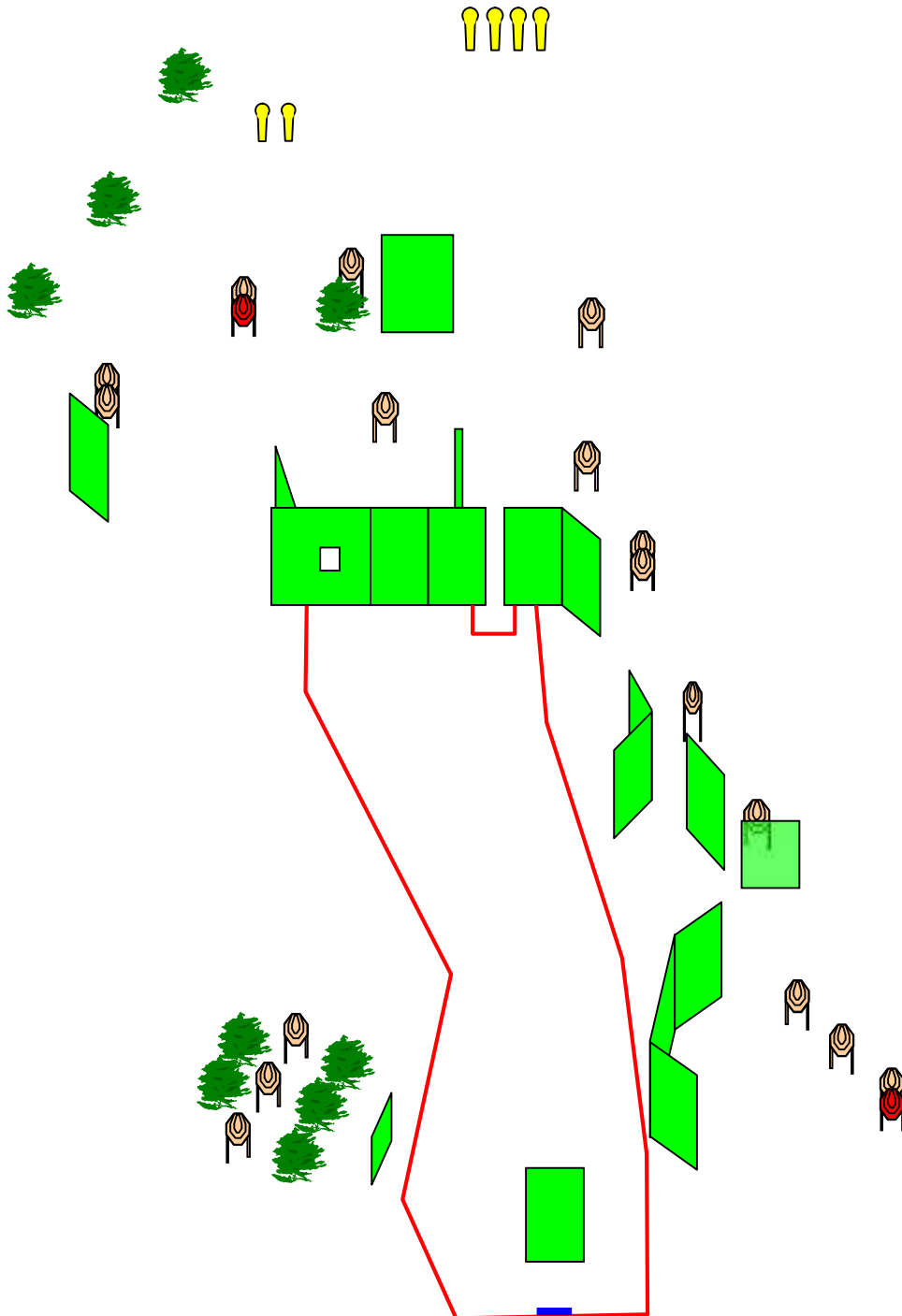
| | |
|--------------------------------|--|
| Stage type: | Long course |
| Minimum rounds: | 39 |
| Max. possible points: | 195 |
| Targets: | 19 IPSC Targets, 1 popper and some no shoot targets |
| Distance: | 5-80m |
| Start position: | Standing facing downrange one heel touching the mark. |
| | Popper activates swinger. Swinger remains visible at rest. |
| Gun condition at start: | Option 1 |
| Time starts: | On audible signal |
| Time stops: | On last shot |
| Safety angles: | 2 x 90 degrees and top of the backstop |
| Procedure: | After start signal, engage all targets. |



STAGE 6

(AREA 1)

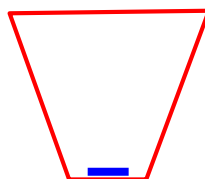
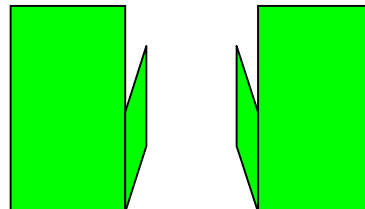

| | |
|--------------------------------|---|
| Stage type: | Long course |
| Minimum rounds: | 40 |
| Max. possible points: | 200 |
| Targets: | 17 MINI IPSC Targets, 6 poppers and some no shoot targets |
| Distance: | 5-300m |
| Start position: | Standing facing downrange both heels touching the mark |
| Gun condition at start: | Option 1 |
| Time starts: | On audible signal |
| Time stops: | On last shot |
| Safety angles: | 2 x 90 degrees and top of the backstop |
| Procedure: | After start signal, engage all targets. |



STAGE 7

(AREA 2)

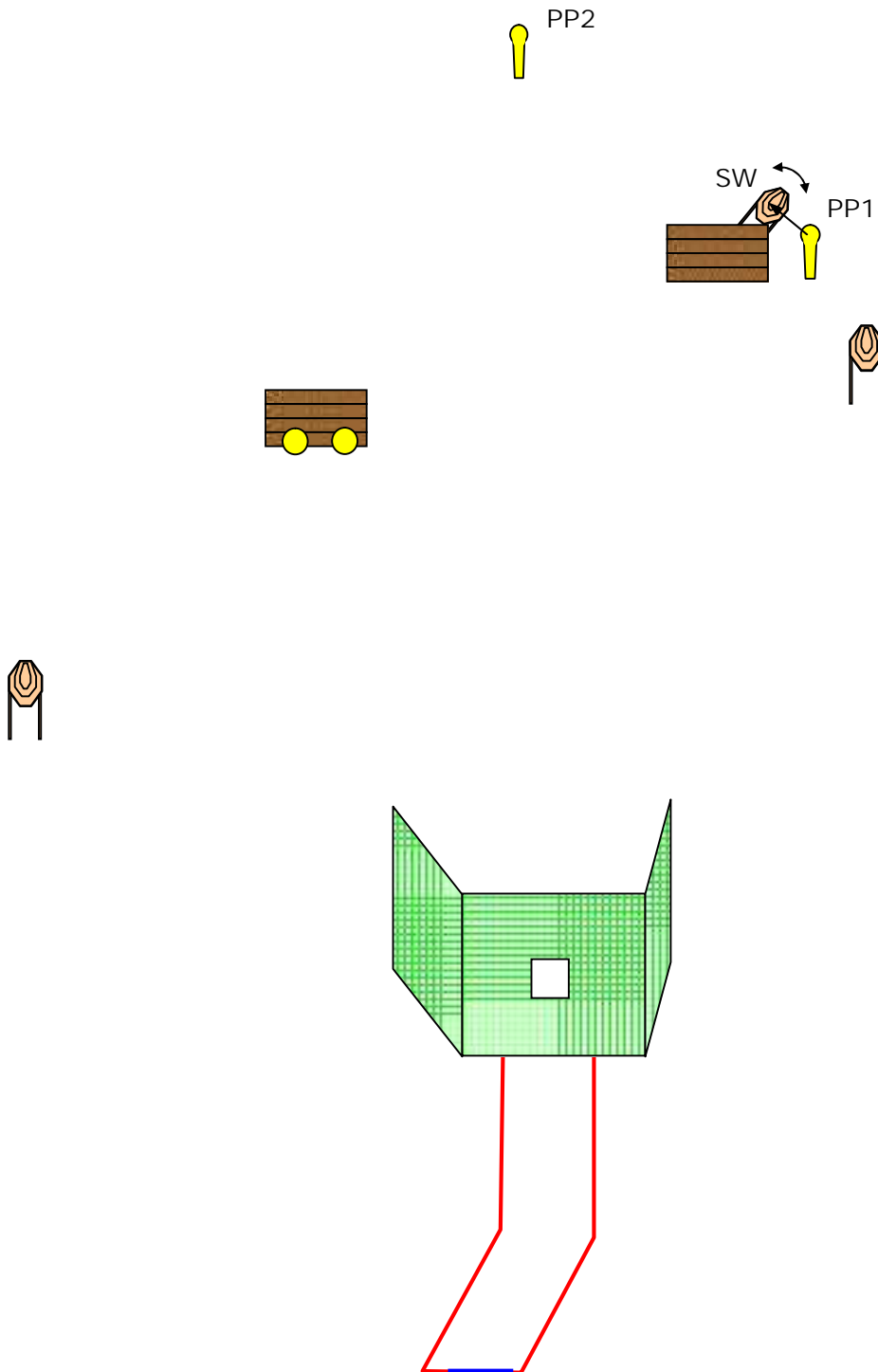
| | |
|--------------------------------|--|
| Stage type: | Short course |
| Minimum rounds: | 10 |
| Max. possible points: | 50 |
| Targets: | 4 IPSC Targets, 2 poppers some no shoot targets |
| Distance: | 15-250 m |
| Start position: | Standing facing downrange both heels touching the mark |
| Gun condition at start: | Option 3 |
| Time starts: | On audible signal |
| Time stops: | On last shot |
| Safety angles: | 2 x 90 degrees and top of the backstop |
| Procedure: | After start signal, engage all targets. |



STAGE 8

(AREA 2)

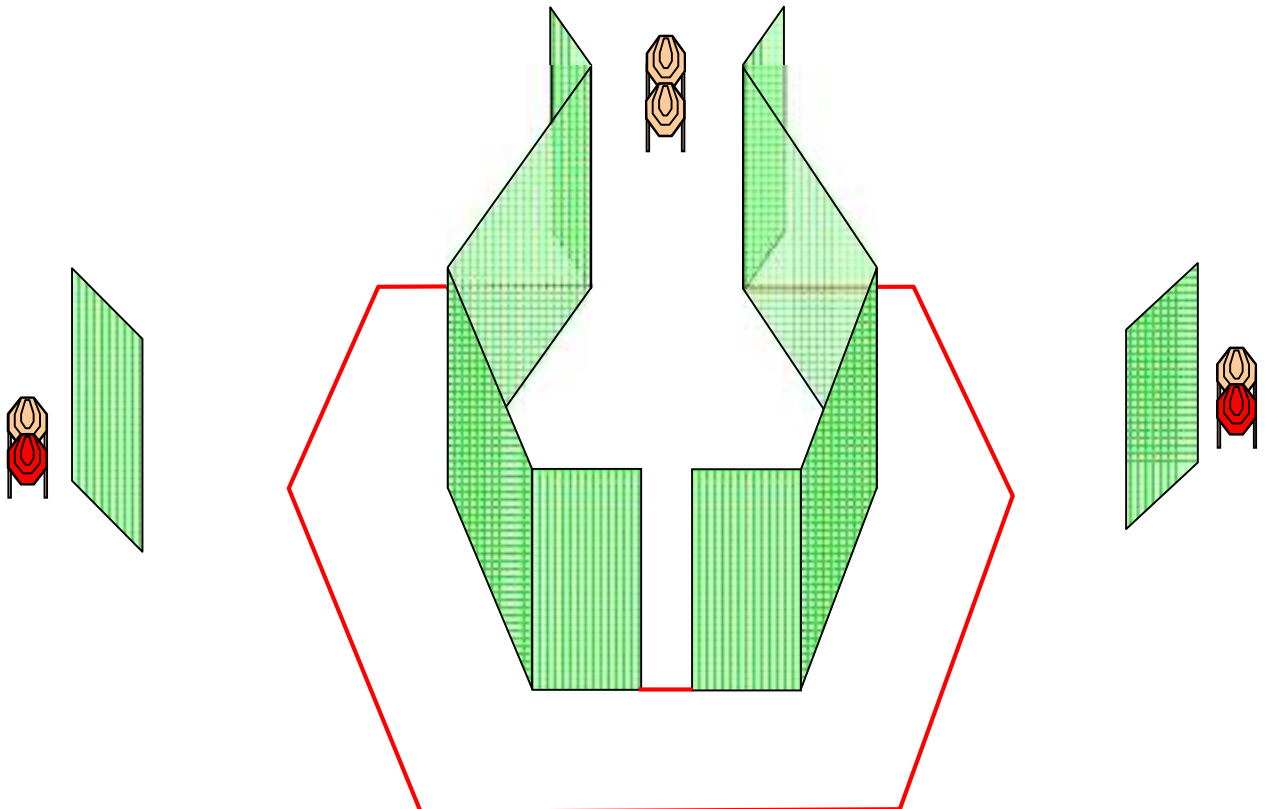
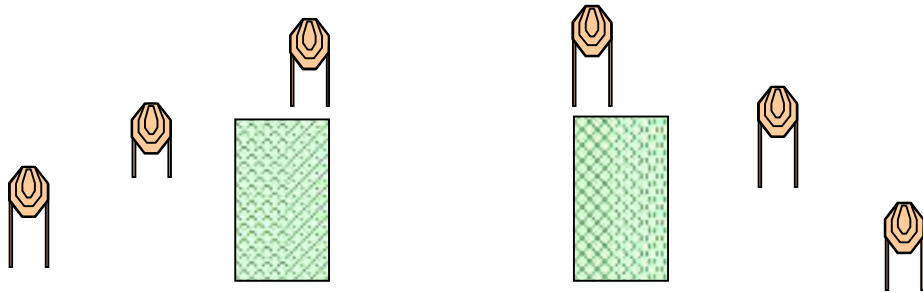
| | |
|--------------------------------|---|
| Stage type: | Short course |
| Minimum rounds: | 10 |
| Max. possible points: | 50 |
| Targets: | 3 IPSC Targets, 2 poppers, 2 IPSC plates |
| Distance: | 60-250m |
| Start position: | Standing facing downrange one heel touching the mark |
| Gun condition at start: | Option 3 |
| Time starts: | On audible signal |
| Time stops: | On last shot |
| Safety angles: | 2 x 90 degrees and top of the backstop |
| Procedure: | After start signal, engage all targets. PP1 activates swinger what remains visible at rest. |



STAGE 9

(AREA 2)

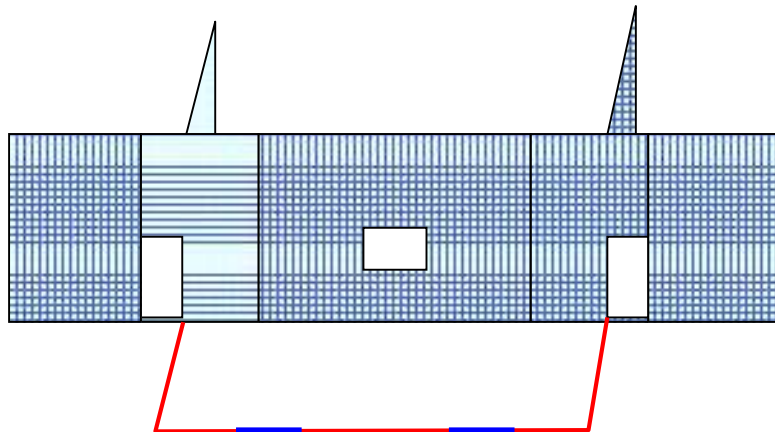
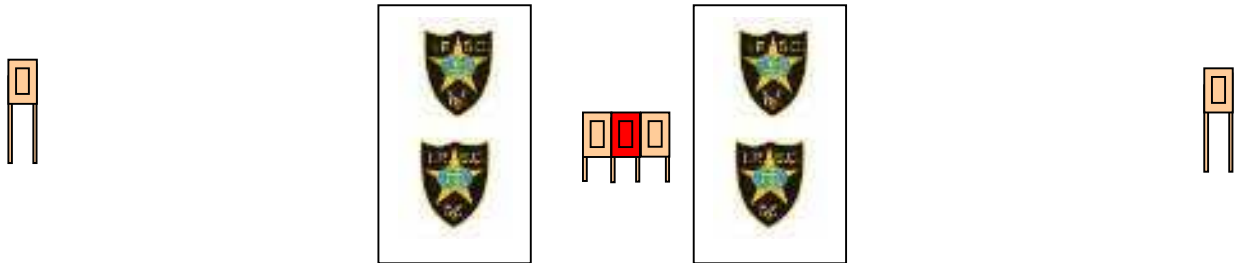
| | |
|--------------------------------|---|
| Stage type: | Medium course |
| Minimum rounds: | 20 |
| Max. possible points: | 100 |
| Targets: | 10 MINI IPSC Targets and some no shoot targets |
| Distance: | 6-25m |
| Start position: | Standing relaxed anywhere inside the designated area facing downrange |
| Gun condition at start: | Option 1 |
| Time starts: | On audible signal |
| Time stops: | On last shot |
| Safety angles: | 2 x 90 degrees and top of the backstop |
| Procedure: | After start signal, engage all targets. |



STAGE 10

(AREA 2)

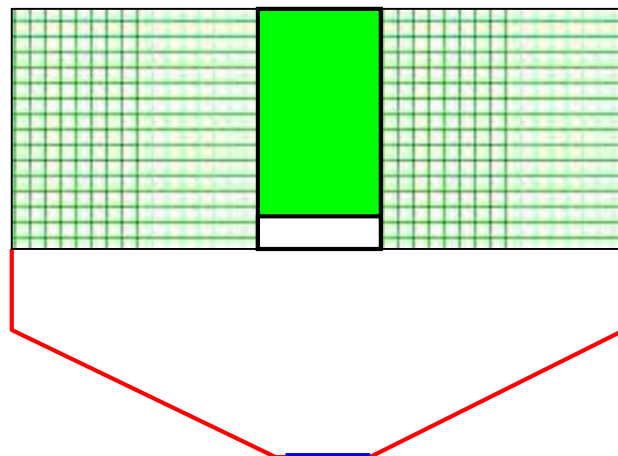
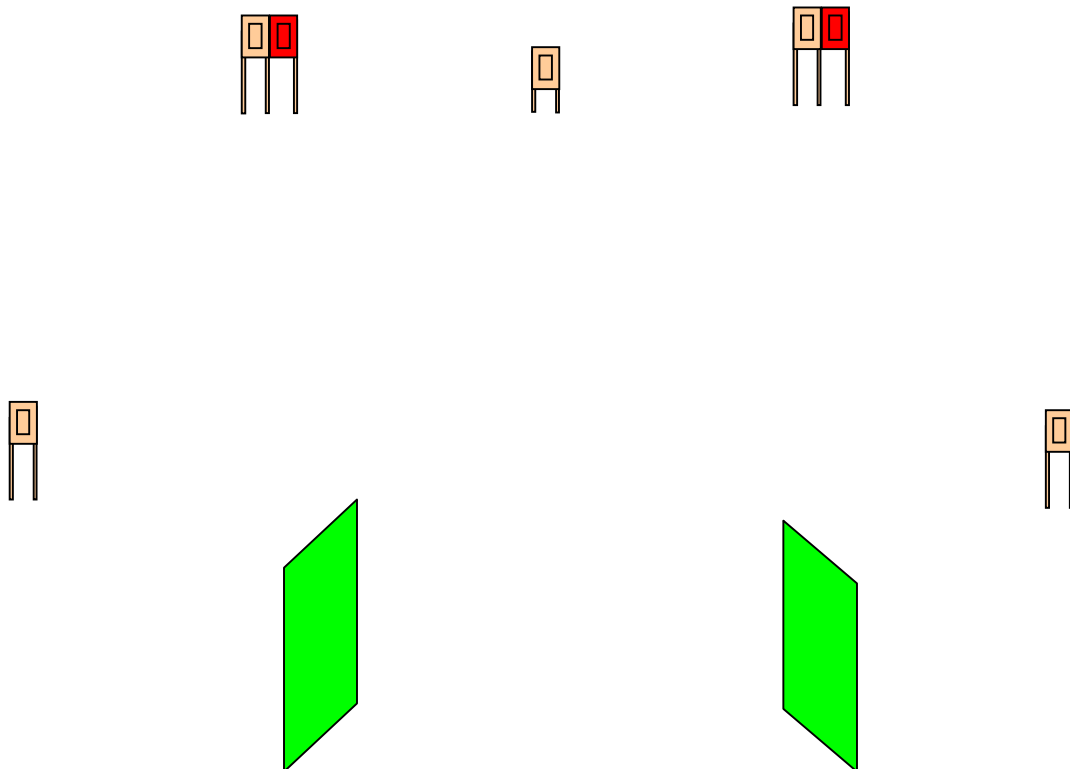
| | |
|--------------------------------|---|
| Stage type: | Medium course |
| Minimum rounds: | 20 |
| Max. possible points: | 100 |
| Targets: | 10 A4 IPSC Targets and some no shoot targets |
| Distance: | 6-30m |
| Start position: | Standing relaxed at one of the marks facing downrange one heel touching the blue line |
| Gun condition at start: | Option 3 |
| Time starts: | On audible signal |
| Time stops: | On last shot |
| Safety angles: | 2 x 90 degrees and top of the backstop |
| Procedure: | After start signal, engage all targets. |



STAGE 11

(AREA 2)

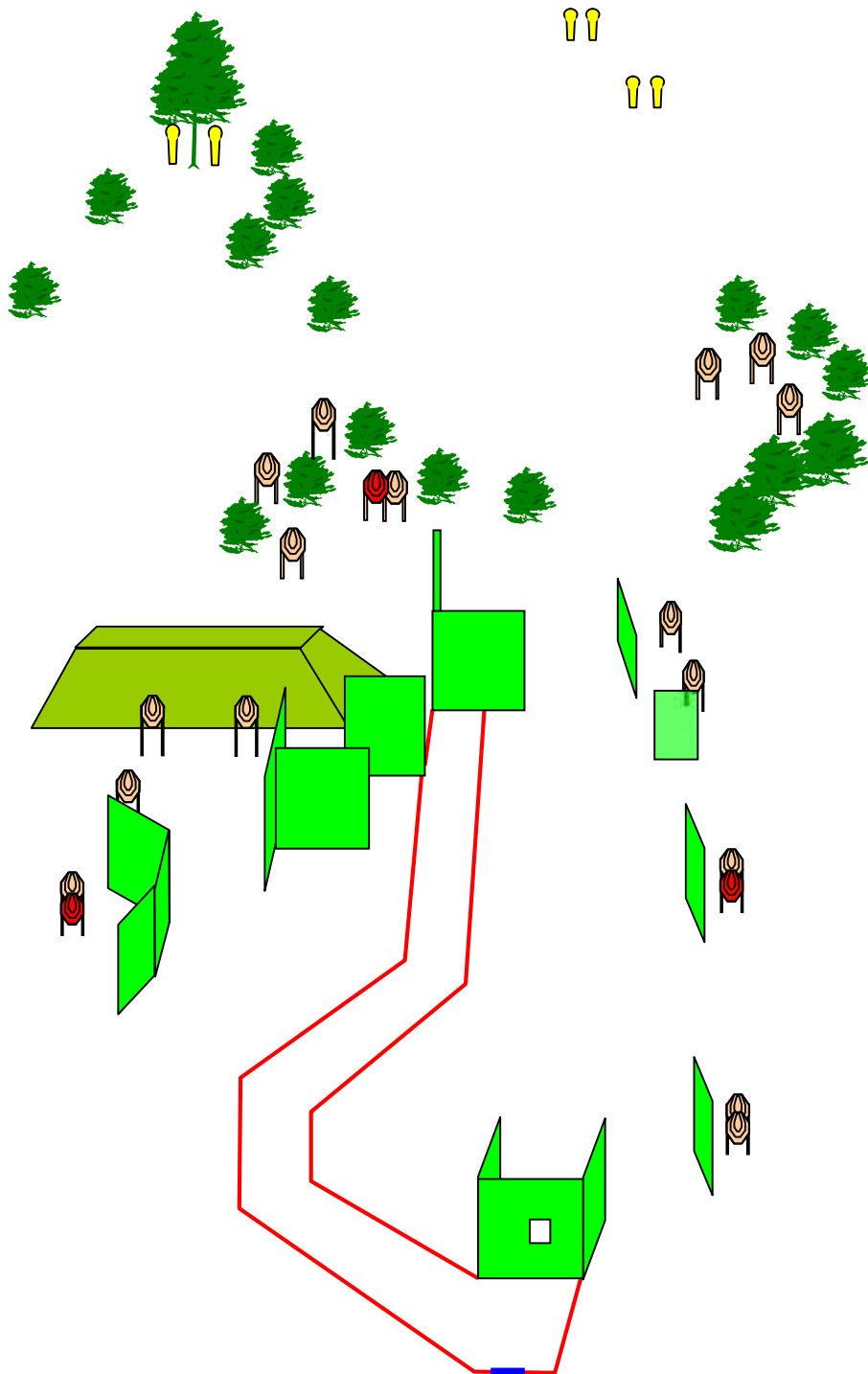
| | |
|--------------------------------|---|
| Stage type: | Short course |
| Minimum rounds: | 10 |
| Max. possible points: | 50 |
| Targets: | 5 A4 IPSC Targets and some no shoot targets |
| Distance: | 15-30m |
| Start position: | Standing at the blue line facing downrange one heel touching the mark |
| Gun condition at start: | Option 1 |
| Time starts: | On audible signal |
| Time stops: | On last shot |
| Safety angles: | 2 x 90 degrees and top of the backstop |
| Procedure: | After start signal, engage all targets. |



STAGE 12

(AREA 2)

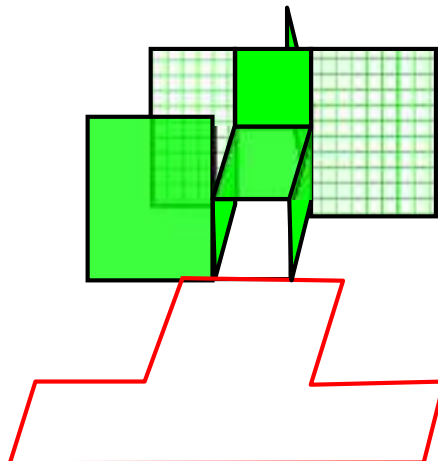
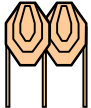
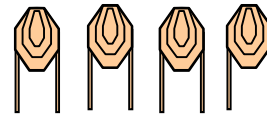
| | |
|--------------------------------|---|
| Stage type: | Long course |
| Minimum rounds: | 38 |
| Max. possible points: | 190 |
| Targets: | 16 IPSC Targets, 6 poppers and some no shoot targets |
| Distance: | 5-145m |
| Start position: | Standing at the blue line facing downrange both heels touching the mark |
| Gun condition at start: | Option 1 |
| Time starts: | On audible signal |
| Time stops: | On last shot |
| Safety angles: | 2 x 90 degrees and top of the backstop |
| Procedure: | After start signal, engage all targets. |



STAGE 13

(AREA 3)

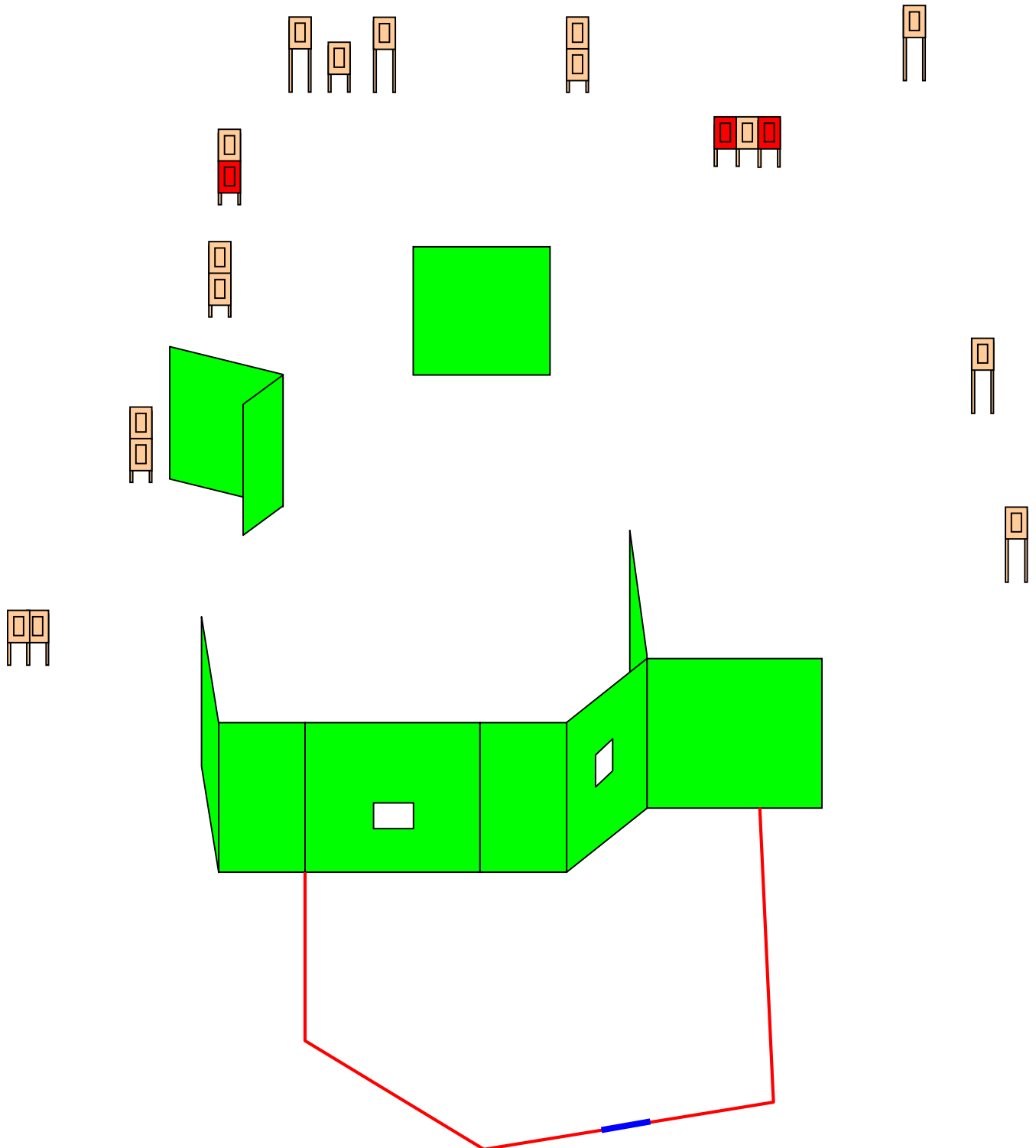
| | |
|--------------------------------|---|
| Stage type: | Medium course |
| Minimum rounds: | 20 |
| Max. possible points: | 50 |
| Targets: | 8 IPSC Targets, 4 IPSC plates |
| Distance: | 75-200m |
| Start position: | Standing relaxed anywhere inside the designated area facing downrange |
| Gun condition at start: | Option 1 |
| Time starts: | On audible signal |
| Time stops: | On last shot |
| Safety angles: | 2 x 90 degrees and top of the backstop |
| Procedure: | After start signal, engage all targets. |



STAGE 14

(AREA 3)

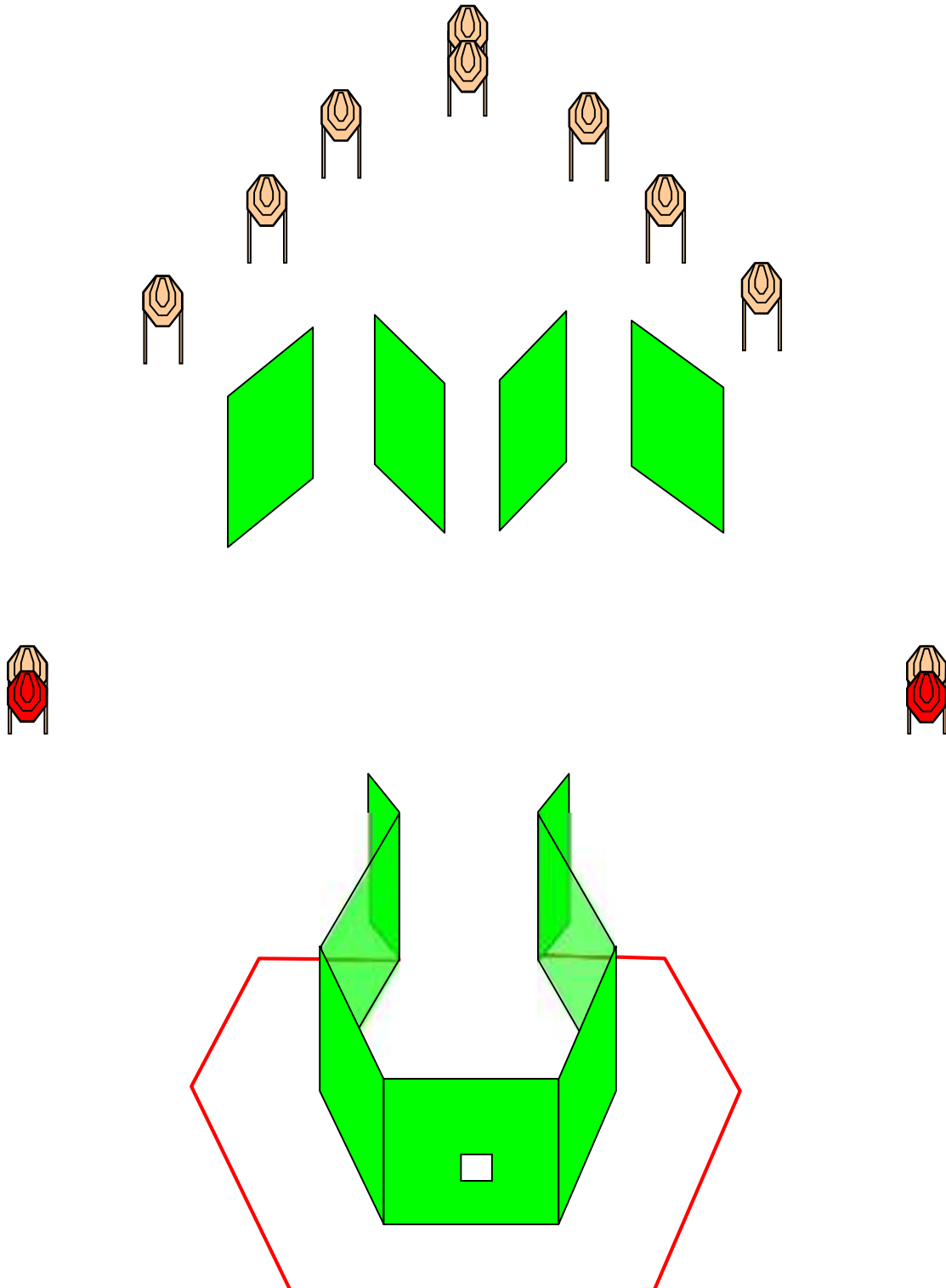
| | |
|--------------------------------|--|
| Stage type: | Long course |
| Minimum rounds: | 32 |
| Max. possible points: | 160 |
| Targets: | 16 A4 IPSC Targets and some no shoot targets |
| Distance: | 5-30m |
| Start position: | Standing at the sign facing downrange both heels touching the blue line. |
| Gun condition at start: | Option 1 |
| Time starts: | On audible signal |
| Time stops: | On last shot |
| Safety angles: | 2 x 90 degrees and top of the backstop |
| Procedure: | After start signal, engage all targets. |



STAGE 15

(AREA 3)

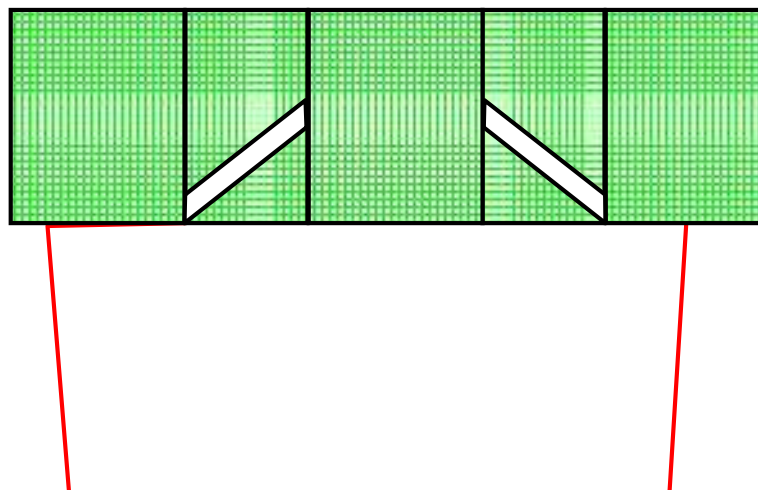
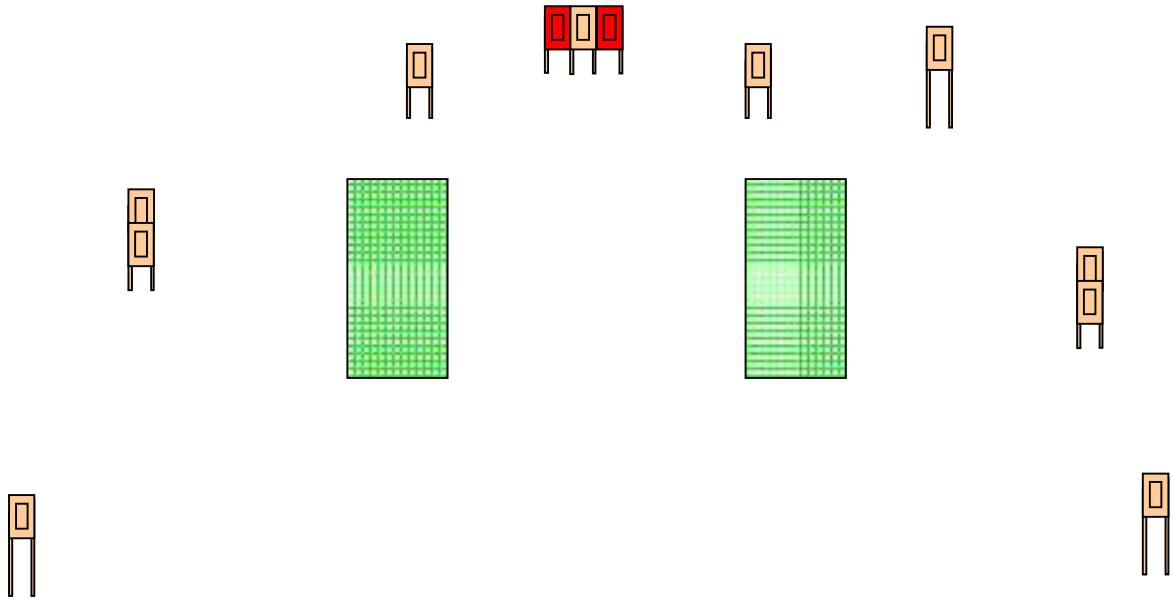
| | |
|--------------------------------|---|
| Stage type: | Short course |
| Minimum rounds: | 10 (Best hit on papers) |
| Max .possible points: | 50 |
| Targets: | 10 IPSC Targets |
| Distance: | 6-25m |
| Start position: | Standing relaxed anywhere inside the designated area facing downrange |
| Gun condition at start: | Option 1 |
| Time starts: | On audible signal |
| Time stops: | On last shot |
| Safety angles: | 2 x 90 degrees and top of the backstop |
| Procedure: | After start signal, engage all targets. |



STAGE 16

(AREA 3)

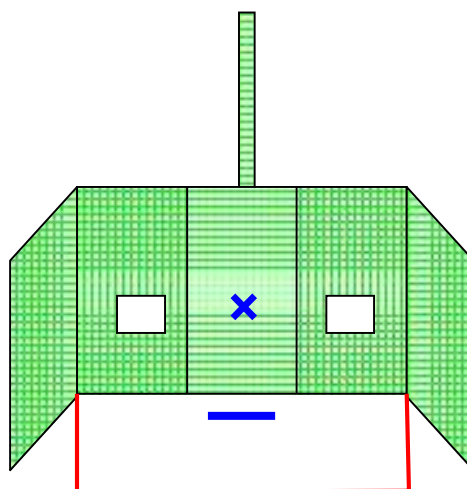
| | | |
|--------------------------------|---|----------------------|
| Stage type: | Short course | |
| Minimum rounds: | 10 | (Best hit on papers) |
| Max. possible points: | 50 | |
| Targets: | 10 A4 IPSC Targets and some no shoot targets | |
| Distance: | 12-20m | |
| Start position: | Standing relaxed anywhere inside the designated area facing downrange | |
| Gun condition at start: | Option 1 | |
| Time starts: | On audible signal | |
| Time stops: | On last shot | |
| Safety angles: | 2 x 90 degrees and top of the backstop | |
| Procedure: | After start signal, engage all targets. | |



STAGE 17

(AREA 3)


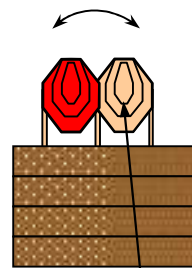
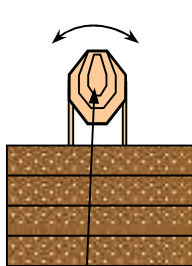
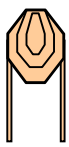
| | |
|--------------------------------|--|
| Stage type: | Short course |
| Minimum rounds: | 10 |
| Max. possible points: | 50 |
| Targets: | 5 A4 IPSC Targets and some no shoot targets |
| Distance: | 6-25m |
| Start position: | Standing relaxed at the blue line facing downrange both feet touching the mark |
| Gun condition at start: | Option 2 |
| Time starts: | On audible signal |
| Time stops: | On last shot |
| Safety angles: | 2 x 90 degrees and top of the backstop |
| Procedure: | After start signal, engage all targets. |



STAGE 18

(AREA 3)

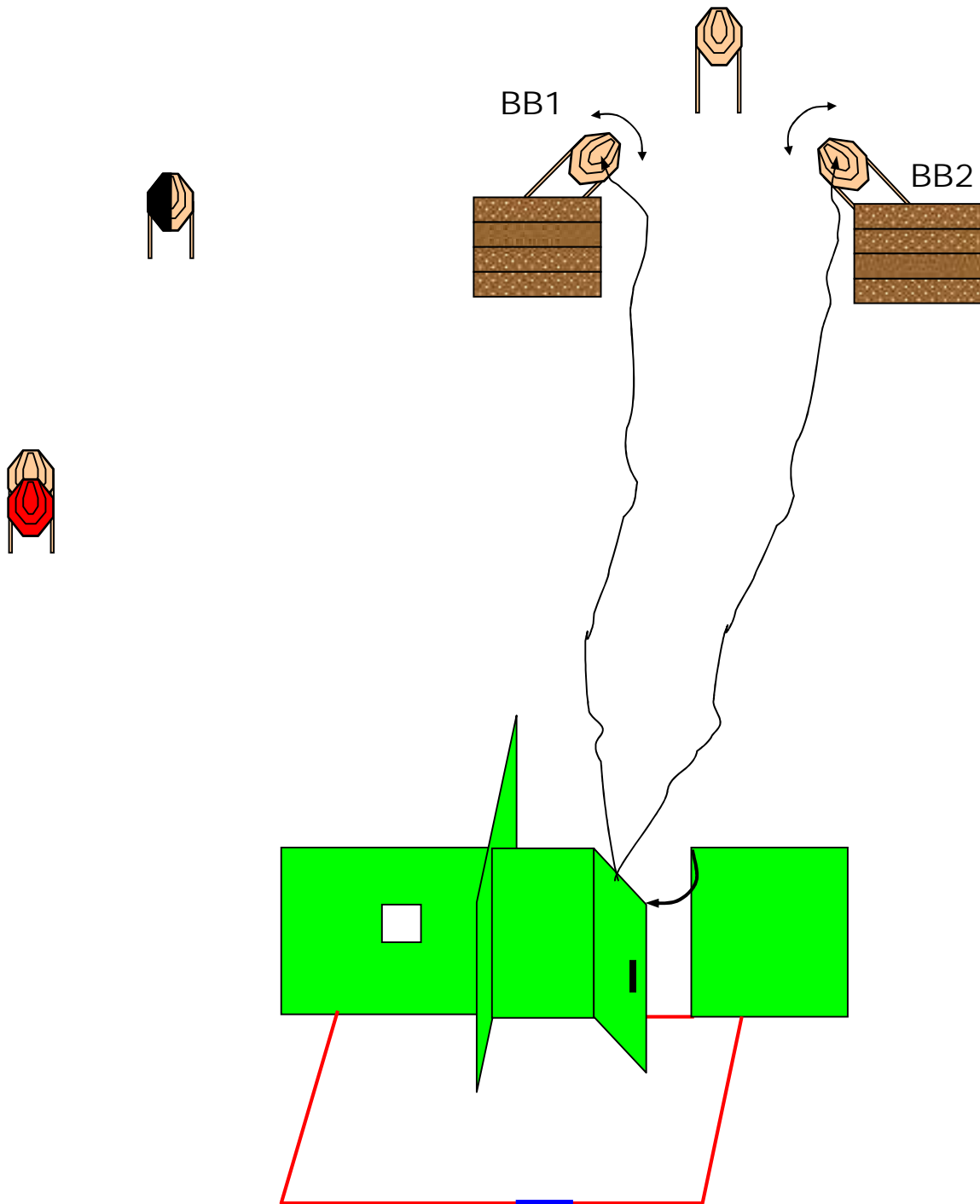
| | |
|--------------------------------|--|
| Stage type: | Short course |
| Minimum rounds: | 10 |
| Max. possible points: | 50 |
| Targets: | 5 IPSC Targets and some no shoot targets |
| Distance: | 20m |
| Start position: | Standing at the blue line facing downrange one heel touching the mark |
| Gun condition at start: | Option 2 |
| Time starts: | On audible signal |
| Time stops: | On last shot |
| Safety angles: | 2 x 90 degrees and top of the backstop |
| Procedure: | After start signal, engage all targets. Pulling the rope activates swingers. Moving targets remain visible at rest. |



STAGE 19

(AREA 4)

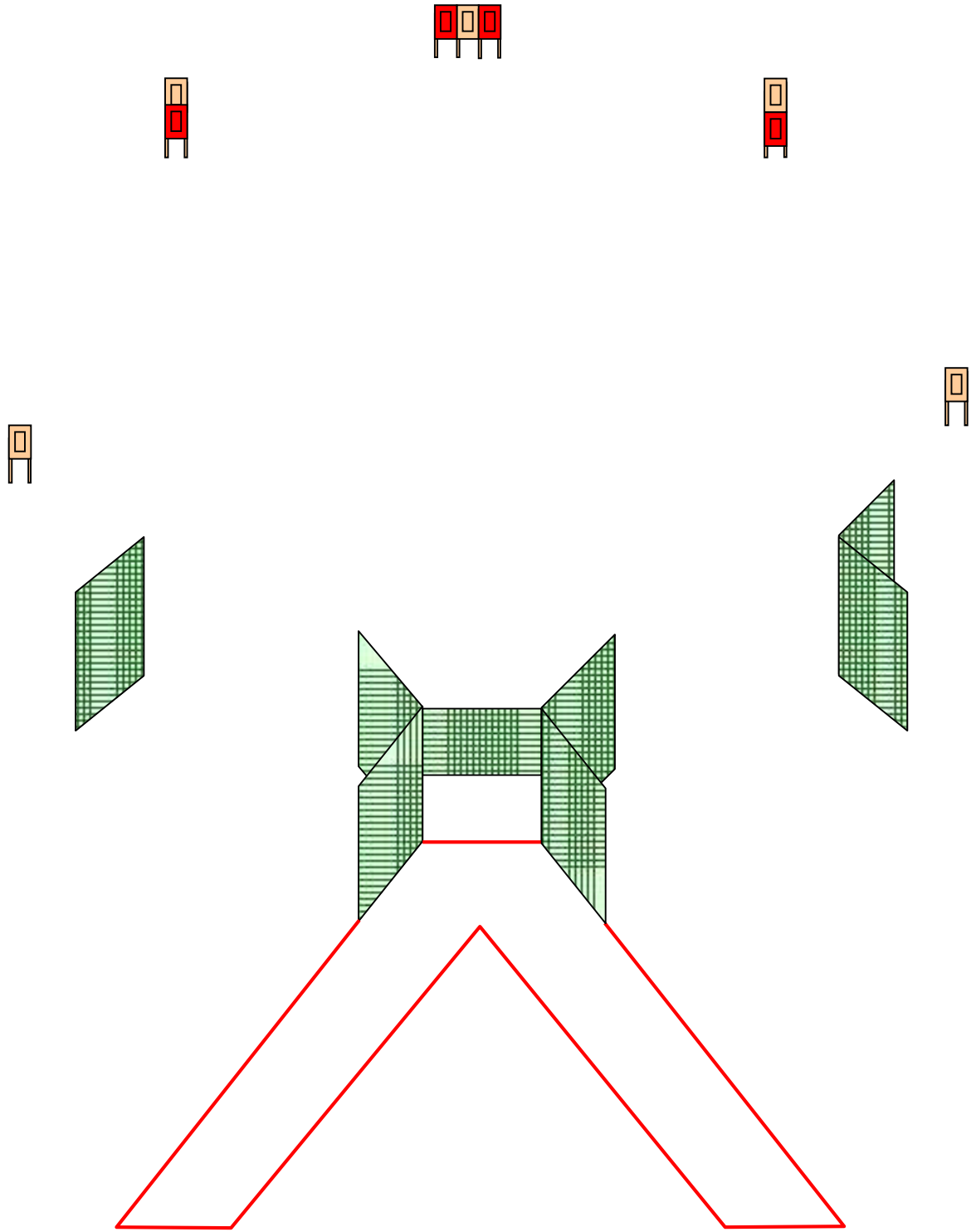
| | |
|--------------------------------|---|
| Stage type: | Short course |
| Minimum rounds: | 10 |
| Max. possible points: | 50 |
| Targets: | 5 IPSC Targets and some no shoot targets |
| Distance: | 15-25m |
| Start position: | Standing at the blue line facing downrange both heels touching the mark |
| Gun condition at start: | Option 2 |
| Time starts: | On audible signal |
| Time stops: | On last shot |
| Safety angles: | 2 x 90 degrees and top of the backstop |
| Procedure: | After start signal, engage all targets. Opening the door activates swingers. Moving targets remain visible at rest. |



STAGE 20

(AREA 4)

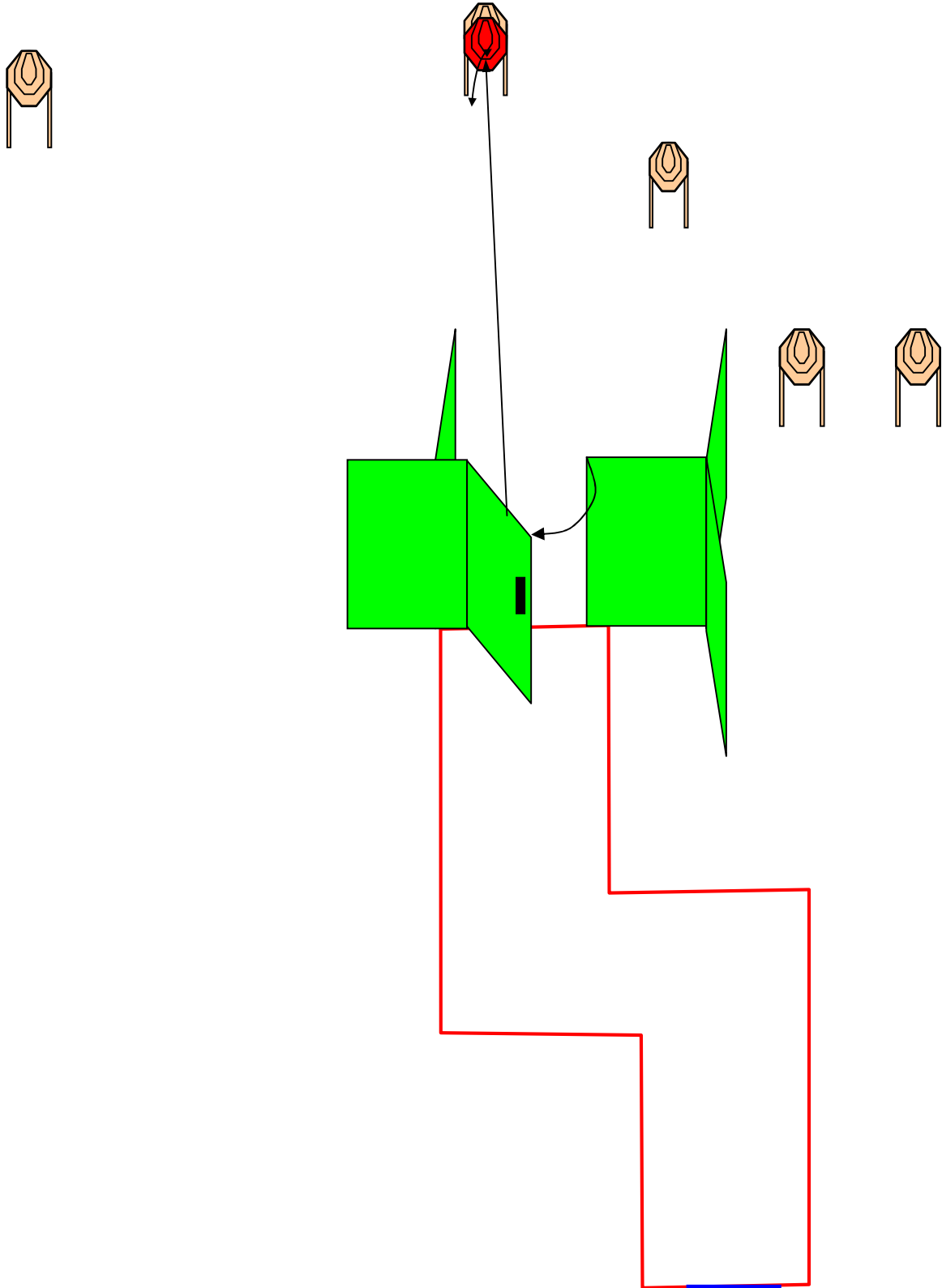
| | |
|--------------------------------|---|
| Stage type: | Short course |
| Minimum rounds: | 10 |
| Max. possible points: | 50 |
| Targets: | 5 A4 IPSC Targets and some no shoot targets |
| Distance: | 5-25m |
| Start position: | Standing relaxed anywhere inside the designated area facing downrange |
| Gun condition at start: | Option 1 |
| Time starts: | On audible signal |
| Time stops: | On last shot |
| Safety angles: | 2 x 90 degrees and top of the backstop |
| Procedure: | After start signal, engage all targets. |



STAGE 21

(AREA 4)

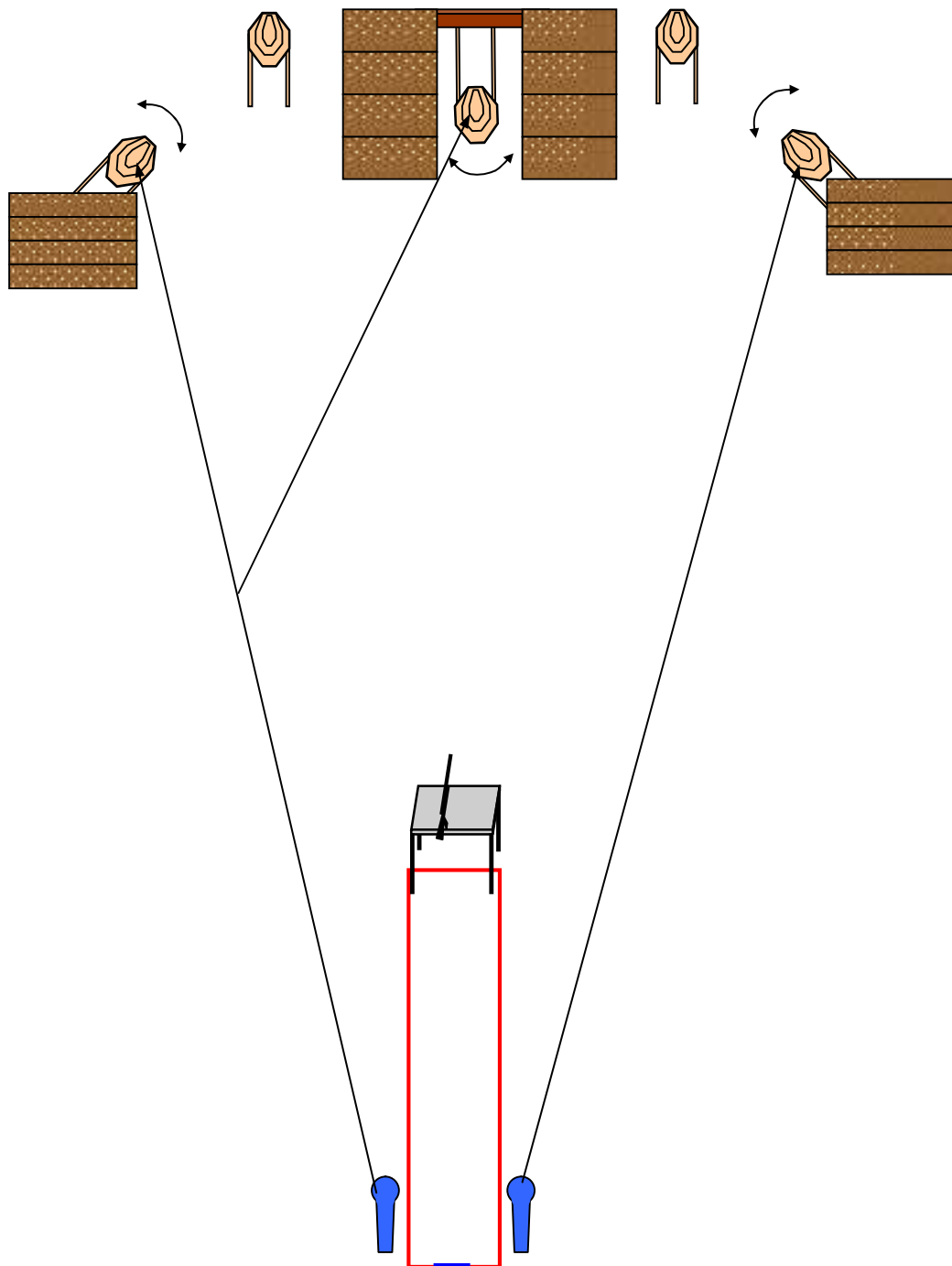
| | |
|--------------------------------|---|
| Stage type: | Short course |
| Minimum rounds: | 10 |
| Max. possible points: | 50 |
| Targets: | 5 IPSC Targets and some no shoot targets |
| Distance: | 15-30m |
| Start position: | Standing at the blue line facing downrange one heel touching the mark |
| Gun condition at start: | Option 2 |
| Time starts: | On audible signal |
| Time stops: | On last shot |
| Safety angles: | 2 x 90 degrees and top of the backstop |
| Procedure: | After start signal, engage all targets. Opening the door activates clamshell target. Moving target remains visible at rest. |



STAGE 22

(AREA 4)

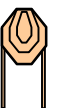
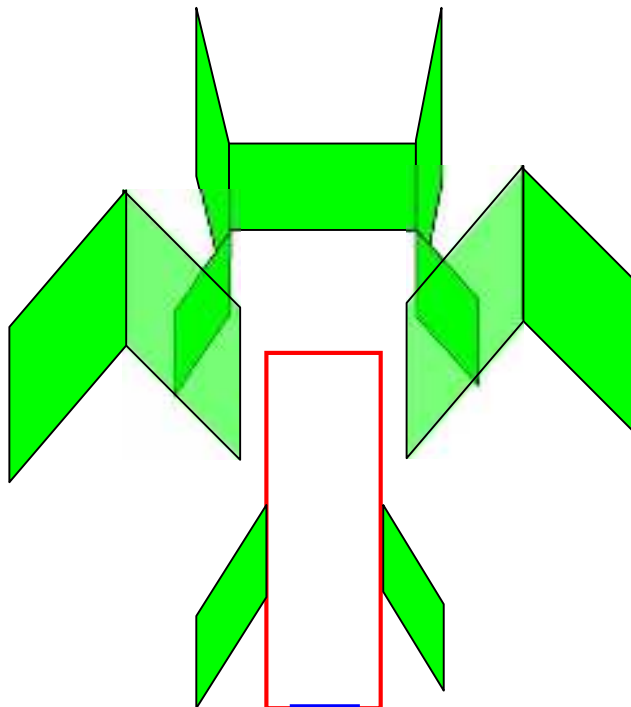
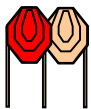
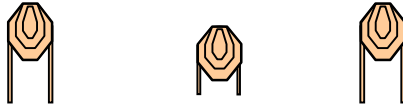
| | |
|--------------------------------|--|
| Stage type: | Short course |
| Minimum rounds: | 10 |
| Max. possible points: | 50 |
| Targets: | 5 IPSC Targets |
| Distance: | 15-25m |
| Start position: | Standing at the blue line facing downrange one heel touching the mark |
| Gun condition at start: | Loaded gun lying flat on table within the confines of the table, pointing in the direction of the arrow. Chamber is empty. |
| Time starts: | On audible signal |
| Time stops: | On last shot |
| Safety angles: | 2 x 90 degrees and top of the backstop |
| Procedure: | After start signal, engage all targets. Poppers falling down by hands activates swingers Swingers stay visible at rest. |



STAGE 23

(AREA 4)

| | |
|--------------------------------|--|
| Stage type: | Medium course |
| Minimum rounds: | 20 |
| Max. possible points: | 100 |
| Targets: | 10 MINI IPSC Targets and some no shoot targets |
| Distance: | 5-25m |
| Start position: | Standing at the mark facing downrange both heels touching the blue line. |
| Gun condition at start: | Option 1 |
| Time starts: | On audible signal |
| Time stops: | On last shot |
| Safety angles: | 2 x 90 degrees and top of the backstop |
| Procedure: | After start signal, engage all targets. |



STAGE 24

(AREA 4)

| | |
|--------------------------------|---|
| Stage type: | Medium course |
| Minimum rounds: | 20 |
| Max. possible points: | 100 |
| Targets: | 10 MINI IPSC Targets and some no shoot targets |
| Distance: | 5-30m |
| Start position: | Standing at the blue line facing downrange both heels touching the blue line. |
| Gun condition at start: | Empty gun lying flat on table within the confines of the table, pointing in the direction of the arrow. All magazines are on the table. |
| Time starts: | On audible signal |
| Time stops: | On last shot |
| Safety angles: | 2 x 90 degrees and top of the backstop |
| Procedure: | After start signal, engage all targets. |

